


Am + LC World Final Valencia Race 2

Sector Analysis

■ Personal Best ■ Session Best B Crossing the finish line in pit lane

Lap	D	Time	Sector 1	Sector 2	Sector 3	T. Spd	Elapsed	Lap	D	Time	Sector 1	Sector 2	Sector 3	T. Spd	Elapsed	
2	Leipert Motorsport 1. Ben Gerssekowski 2. Mikko Eskelinen							Lamborghini Huracán LP620-2 EU-Am								
	1	1	2:40.919	47.096	1:13.470	40.353		2:40.919	26	1	1:47.402	23.689	53.822	29.891	237.5	50:57.847
	2	1	2:26.144	34.093	1:15.392	36.659	139.0	5:07.063	27	1	1:47.402	23.689	53.822	29.891	237.5	50:57.847
	3	1	2:22.233	32.129	1:10.931	39.173	160.2	7:29.296	28	1	1:47.402	23.689	53.822	29.891	237.5	50:57.847
	4	1	2:25.952	31.235	1:11.606	43.111	160.9	9:55.248	29	1	1:47.402	23.689	53.822	29.891	237.5	50:57.847
	5	1	1:52.544	25.540	56.647	30.357	235.9	11:47.792	30	1	1:47.402	23.689	53.822	29.891	237.5	50:57.847
	6	1	1:51.703	25.330	55.997	30.376	234.2	13:39.495	31	1	1:47.402	23.689	53.822	29.891	237.5	50:57.847
	7	1	1:49.835	24.981	55.185	29.669	239.2	15:29.330	32	1	1:47.402	23.689	53.822	29.891	237.5	50:57.847
	8	1	1:50.160	24.782	55.647	29.731	235.1	17:19.490	33	1	1:47.402	23.689	53.822	29.891	237.5	50:57.847
	9	1	1:48.187	25.065	53.891	29.231	235.9	19:07.677	34	1	1:47.402	23.689	53.822	29.891	237.5	50:57.847
	10	1	1:47.307	24.235	53.986	29.086	238.3	20:54.984	35	1	1:47.402	23.689	53.822	29.891	237.5	50:57.847
	11	1	1:46.635	24.504	53.601	28.530	236.7	22:41.619	36	1	1:47.402	23.689	53.822	29.891	237.5	50:57.847
	12	1	1:46.936	24.441	53.626	28.869	236.7	24:28.555	37	1	1:47.402	23.689	53.822	29.891	237.5	50:57.847
	13	1	1:46.776	23.946	53.885	28.945	238.3	26:15.331	38	1	1:47.402	23.689	53.822	29.891	237.5	50:57.847
	14	1	1:51.850	24.151	53.948	33.751	237.5	28:07.181	39	1	1:47.402	23.689	53.822	29.891	237.5	50:57.847
	15	2	3:07.542	1:43.291	54.725	29.526		31:14.723	40	1	1:47.402	23.689	53.822	29.891	237.5	50:57.847
	16	2	1:54.387	24.823	1:00.489	29.075	235.9	33:09.110	41	1	1:47.402	23.689	53.822	29.891	237.5	50:57.847
	17	2	1:46.772	24.395	53.443	28.934	235.9	34:55.882	42	1	1:47.402	23.689	53.822	29.891	237.5	50:57.847
	18	2	1:49.439	24.878	54.624	29.937	236.7	36:45.321	43	1	1:47.402	23.689	53.822	29.891	237.5	50:57.847
	19	2	1:48.758	24.430	54.746	29.582	235.1	38:34.079	44	1	1:47.402	23.689	53.822	29.891	237.5	50:57.847
	20	2	1:48.117	24.787	54.167	29.163	235.9	40:22.196	45	1	1:47.402	23.689	53.822	29.891	237.5	50:57.847
	21	2	1:54.963	24.680	1:01.149	29.134	235.9	42:17.159	46	1	1:47.402	23.689	53.822	29.891	237.5	50:57.847
	22	2	1:46.925	24.112	53.801	29.012	235.9	44:04.084	47	1	1:47.402	23.689	53.822	29.891	237.5	50:57.847
	23	2	1:50.497	24.601	56.132	29.764	236.7	45:54.581	48	1	1:47.402	23.689	53.822	29.891	237.5	50:57.847
	24	2	1:47.208	24.306	53.702	29.200	235.9	47:41.789	49	1	1:47.402	23.689	53.822	29.891	237.5	50:57.847
	25	2	1:48.203	24.571	54.340	29.292	235.9	49:29.992	50	1	1:47.402	23.689	53.822	29.891	237.5	50:57.847
	26	2	1:47.797	24.543	54.268	28.986	235.1	51:17.789								
4	Leipert Motorsport 1. Nouri Shahin (Fineboy)							Lamborghini Huracán LP620-2 EU-Am								
	1	1	2:44.617	52.476	1:12.119	40.022		2:44.617	26	1	1:47.402	23.689	53.822	29.891	237.5	50:57.847
	2	1	2:25.427	33.927	1:17.052	34.448	149.3	5:10.044	27	1	1:47.402	23.689	53.822	29.891	237.5	50:57.847
	3	1	2:22.532	32.798	1:11.201	38.533	134.4	7:32.576	28	1	1:47.402	23.689	53.822	29.891	237.5	50:57.847
	4	1	2:25.240	32.217	1:11.063	41.960	168.5	9:57.816	29	1	1:47.402	23.689	53.822	29.891	237.5	50:57.847
	5	1	1:55.536	26.111	58.522	30.903	231.9	11:53.352	30	1	1:47.402	23.689	53.822	29.891	237.5	50:57.847
	6	1	1:51.097	24.841	55.896	30.360	234.2	13:44.449	31	1	1:47.402	23.689	53.822	29.891	237.5	50:57.847
	7	1	1:49.500	24.749	55.383	29.368	235.9	15:33.949	32	1	1:47.402	23.689	53.822	29.891	237.5	50:57.847
	8	1	1:48.440	24.377	54.403	29.660	236.7	17:22.389	33	1	1:47.402	23.689	53.822	29.891	237.5	50:57.847
	9	1	1:48.501	24.625	54.072	29.804	237.5	19:10.890	34	1	1:47.402	23.689	53.822	29.891	237.5	50:57.847
	10	1	1:51.744	24.460	53.963	33.321	236.7	21:02.634	35	1	1:47.402	23.689	53.822	29.891	237.5	50:57.847
	11	1	3:15.095	1:46.993	58.450	29.652		24:17.729	36	1	1:47.402	23.689	53.822	29.891	237.5	50:57.847
	12	1	1:47.150	23.947	53.366	29.837	237.5	26:04.879	37	1	1:47.402	23.689	53.822	29.891	237.5	50:57.847
	13	1	1:47.456	23.850	54.535	29.071	235.9	27:52.335	38	1	1:47.402	23.689	53.822	29.891	237.5	50:57.847
	14	1	1:46.454	23.938	53.967	28.549	235.1	29:38.789	39	1	1:47.402	23.689	53.822	29.891	237.5	50:57.847
	15	1	1:46.634	24.099	53.906	28.629	236.7	31:25.423	40	1	1:47.402	23.689	53.822	29.891	237.5	50:57.847
	16	1	1:46.685	24.028	53.949	28.708	236.7	33:12.108	41	1	1:47.402	23.689	53.822	29.891	237.5	50:57.847
	17	1	1:47.431	24.961	53.683	28.787	240.8	34:59.539	42	1	1:47.402	23.689	53.822	29.891	237.5	50:57.847
	18	1	1:46.447	23.823	53.357	29.267	235.9	36:45.986	43	1	1:47.402	23.689	53.822	29.891	237.5	50:57.847
	19	1	1:46.156	24.303	53.397	28.456	236.7	38:32.142	44	1	1:47.402	23.689	53.822	29.891	237.5	50:57.847
	20	1	1:45.260	23.833	53.011	28.416	237.5	40:17.402	45	1	1:47.402	23.689	53.822	29.891	237.5	50:57.847
	21	1	1:45.693	23.707	53.202	28.784	239.2	42:03.095	46	1	1:47.402	23.689	53.822	29.891	237.5	50:57.847
	22	1	1:48.499	24.874	55.074	28.551	238.3	43:51.594	47	1	1:47.402	23.689	53.822	29.891	237.5	50:57.847
	23	1	1:45.948	24.016	53.366	28.566	236.7	45:37.542	48	1	1:47.402	23.689	53.822	29.891	237.5	50:57.847
	24	1	1:45.798	23.530	53.482	28.786	237.5	47:23.340	49	1	1:47.402	23.689	53.822	29.891	237.5	50:57.847
	25	1	1:47.105	23.901	54.518	28.686	237.5	49:10.445	50	1	1:47.402	23.689	53.822	29.891	237.5	50:57.847
	5	GT3 Poland 1. Teodor Myszowski 2. Andrej Lewandowski							Lamborghini Huracán LP620-2 EU-Am							
1		2	2:46.436	54.681	1:12.461	39.294		2:46.436	26	1	1:47.402	23.689	53.822	29.891	237.5	50:57.847
2		2	2:25.440	34.588	1:16.424	34.428	124.4	5:11.876	27	1	1:47.402	23.689	53.822	29.891	237.5	50:57.847
3		2	2:22.485	33.826	1:10.513	38.146	143.7	7:34.361	28	1	1:47.402	23.689	53.822	29.891	237.5	50:57.847
4		2	2:25.383	32.631	1:11.111	41.641	135.2	9:59.744	29	1	1:47.402	23.689	53.822	29.891	237.5	50:57.847
5		2	1:54.743	26.813	57.383	30.547	229.5	11:54.487	30	1	1:47.402	23.689	53.822	29.891	237.5	50:57.847
6		2	1:51.675	25.498	56.456	29.721	225.0	13:46.162	31	1	1:47.402	23.689	53.822	29.891	237.5	50:57.847
7		2	1:49.281	24.892	55.022	29.367	236.7	15:35.443	32	1	1:47.402	23.689	53.822	29.891	237.5	50:57.847
8		2	1:49.241	25.381	54.588	29.272	234.2	17:24.684	33	1	1:47.402	23.689	53.822	29.891	237.5	50:57.847
9		2	1:48.080	24.499	54.241	29.340	235.9	19:12.764	34	1	1:47.402	23.689	53.822	29.891	237.5	50:57.847
10		2	1:47.659	24.635	54.003	29.021	236.7	21:00.423	35	1	1:47.402	23.689	53.822	29.891	237.5	50:57.847
11		2	1:51.549	24.464	53.601	33.484	236.7	22:51.972	36	1	1:47.402	23.689	53.822	29.891	237.5	50:57.847
12																



Am + LC World Final Valencia Race 2

Sector Analysis

■ Personal Best
 ■ Session Best
 ■ Crossing the finish line in pit lane

Lap	D	Time	Sector 1	Sector 2	Sector 3	T. Spd	Elapsed	Lap	D	Time	Sector 1	Sector 2	Sector 3	T. Spd	Elapsed
25	2	1:48.319	24.753	53.947	29.619	238.3	50:35.841								
26	2	1:48.840	24.512	54.526	29.802	234.2	52:24.681								


25		Dörr Motorsport		Lamborghini Huracán LP620-2			
1. Jaap Bartels		EU-Am					
1	1	2:45.882	53.982	1:12.373	39.527	2:45.882	
2	1	2:25.478	34.039	1:17.216	34.223	140.5	5:11.360
3	1	2:22.733	33.396	1:10.936	38.401	155.8	7:34.093
4	1	2:24.767	32.194	1:11.253	41.320	155.8	9:58.860
5	1	1:54.713	25.837	58.069	30.807	235.1	11:53.573
6	1	1:55.403	25.427	1:00.002	29.974	238.3	13:48.976
7	1	1:49.984	24.987	55.364	29.633	235.9	15:38.960
8	1	1:50.019	24.827	55.705	29.487	235.9	17:28.979
9	1	1:48.630	24.989	54.466	29.175	236.7	19:17.609
10	1	1:46.925	24.160	54.079	28.686	237.5	21:04.534
11	1	1:48.463	24.750	54.454	29.259	238.3	22:52.997
12	1	1:47.059	24.644	53.408	29.007	236.7	24:40.056
13	1	1:52.605 B	24.489	54.133	33.983	238.3	26:32.661
14	1	3:09.774	1:46.858	54.251	28.665		29:42.435
15	1	1:47.364	24.361	53.949	29.054	237.5	31:29.799
16	1	1:46.021	23.926	53.428	28.667	236.7	33:15.820
17	1	1:46.466	24.157	53.451	28.858	239.2	35:02.286
18	1	1:46.493	23.952	53.278	29.263	235.1	36:48.779
19	1	1:46.627	24.224	53.778	28.625	238.3	38:35.406
20	1	1:47.067	24.776	53.305	28.986	237.5	40:22.473
21	1	1:47.341	24.740	54.002	28.599	238.3	42:09.814
22	1	1:47.062	23.821	53.662	29.579	238.3	43:56.876

28		Toro Loco		Lamborghini Huracán LP620-2			
1. Tim Richards		EU-LC					
1	1	2:53.518	1:04.460	1:12.238	36.820	83.3	2:53.518
2	1	2:28.593	34.763	1:16.997	36.833	138.7	5:22.111
3	1	2:18.870	32.504	1:09.439	36.927	172.7	7:40.981
4	1	2:24.962	33.712	1:11.631	39.619	136.3	10:05.943
5	1	1:59.183	27.464	1:00.152	31.567	190.5	12:05.126
6	1	1:56.270	26.422	58.206	31.642	220.6	14:01.396
7	1	1:54.997	26.088	57.822	31.087	228.0	15:56.393
8	1	1:54.816	26.430	57.313	31.073	238.3	17:51.209
9	1	1:53.590	25.562	57.160	30.868	237.5	19:44.799
10	1	1:59.528 B	25.984	56.651	36.893	236.7	21:44.327
11	1	3:14.212	1:47.343	57.288	29.581		24:58.539
12	1	1:51.261	25.715	55.900	29.646	234.2	26:49.800
13	1	1:49.959	24.935	55.167	29.857	235.9	28:39.759
14	1	1:49.387	25.108	55.013	29.266	235.1	30:29.146
15	1	1:49.239	24.673	55.032	29.534	236.7	32:18.385
16	1	1:49.273	25.198	54.837	29.238	236.7	34:07.658
17	1	1:50.909	26.364	55.383	29.162	237.5	35:58.567
18	1	1:50.338	25.193	54.947	30.198	237.5	37:48.905
19	1	1:51.780	25.475	55.787	30.518	238.3	39:40.685
20	1	1:49.936	25.349	54.901	29.686	235.1	41:30.621
21	1	1:49.809	25.156	55.264	29.389	236.7	43:20.430
22	1	1:49.306	25.251	54.539	29.516	236.7	45:09.736
23	1	1:50.181	25.222	55.542	29.417	235.9	46:59.917
24	1	1:49.130	25.439	54.621	29.070	236.7	48:49.047
25	1	1:49.304	24.956	55.178	29.170	235.9	50:38.351
26	1	1:53.265	25.353	57.483	30.429	235.9	52:31.616

33		Bonaldi Motorsport		Lamborghini Huracán LP620-2			
1. Mark Neichen		EU-Am					
1	1	2:45.241	53.441	1:11.992	39.808	2:45.241	
2	1	2:25.573	33.838	1:17.362	34.373	144.0	5:10.814
3	1	2:22.571	33.104	1:10.844	38.623	140.5	7:33.385
4	1	2:25.310	32.228	1:11.163	41.919	149.0	9:58.695
5	1	1:57.330	27.255	59.604	30.471	217.8	11:56.025
6	1	1:53.946	26.229	57.053	30.664	231.9	13:49.971
7	1	1:52.002	25.929	56.395	29.678	238.3	15:41.973
8	1	1:50.341	25.610	55.509	29.222	237.5	17:32.314
9	1	1:50.872	25.364	55.930	29.578	238.3	19:23.186
10	1	1:51.439	25.273	56.625	29.541	238.3	21:14.625
11	1	1:55.262 B	24.983	55.008	35.271	238.3	23:09.887
12	1	3:12.963	1:48.101	55.631	29.231		26:22.850
13	1	1:49.573	24.795	54.946	29.832	238.3	28:12.423
14	1	1:52.811	25.608	56.818	30.385	235.9	30:05.234
15	1	1:50.378	24.910	56.104	29.364	236.7	31:55.612
16	1	1:49.861	25.962	54.848	29.051	235.1	33:45.473
17	1	1:49.780	24.879	55.776	29.125	238.3	35:35.253
18	1	1:49.526	24.743	54.854	29.929	236.7	37:24.779
19	1	1:49.863	25.364	55.176	29.323	235.9	39:14.642
20	1	1:52.215	25.231	55.908	31.076	236.7	41:06.857
21	1	1:50.796	25.859	55.585	29.352	235.9	42:57.653
22	1	1:49.570	25.463	54.763	29.344	235.9	44:47.223
23	1	1:49.468	24.994	55.162	29.312	235.9	46:36.691
24	1	1:50.529	25.333	54.986	30.210	238.3	48:27.220
25	1	1:49.210	25.027	54.602	29.581	236.7	50:16.430
26	1	1:48.855	25.274	54.293	29.288	237.5	52:05.285

34		Bonaldi Motorsport		Lamborghini Huracán LP620-2			
1. Adrian Amstutz		EU-Am					
1	1	2:39.721	44.726	1:14.423	40.572	2:39.721	
2	1	2:25.563	33.572	1:14.835	37.156	161.7	5:05.284
3	1	2:22.695	31.822	1:11.715	39.158	178.6	7:27.979
4	1	2:26.535	30.274	1:11.773	44.488	173.2	9:54.514
5	1	1:55.278	27.343	57.419	30.516	233.4	11:49.792
6	1	1:50.665	25.368	55.423	29.874	235.1	13:40.457
7	1	1:50.458	25.204	55.505	29.749	239.2	15:30.915
8	1	1:49.888	24.652	55.530	29.706	239.2	17:20.803
9	1	1:49.646	24.913	55.005	29.728	238.3	19:10.449
10	1	1:47.572	24.307	54.113	29.152	237.5	20:58.021
11	1	1:46.967	24.038	53.937	28.992	239.2	22:44.988
12	1	1:47.003	24.612	53.586	28.805	237.5	24:31.991
13	1	1:47.136	24.375	53.455	29.306	238.3	26:19.127
14	1	1:51.932 B	24.303	54.188	33.441	236.7	28:11.059
15	1	3:08.760	1:46.620	53.579	28.561		31:19.819
16	1	1:45.815	23.966	53.173	28.676	239.2	33:05.634
17	1	1:45.486	24.119	52.981	28.386	238.3	34:51.120
18	1	1:45.154	23.886	52.664	28.604	238.3	36:36.274
19	1	1:45.671	24.114	53.149	28.408	237.5	38:21.945
20	1	1:45.389	23.830	53.040	28.519	239.2	40:07.334
21	1	1:46.633	23.828	54.112	28.693	237.5	41:53.967
22	1	1:44.930	23.697	52.676	28.557	237.5	43:38.897
23	1	1:45.687	23.939	53.043	28.705	237.5	45:24.584
24	1	1:46.333	23.995	53.477	28.861	239.2	47:10.917
25	1	1:46.537	24.171	53.424	28.942	238.3	48:57.454





Am + LC World Final Valencia Race 2

Sector Analysis

■ Personal Best ■ Session Best B Crossing the finish line in pit lane

Lap	D	Time	Sector 1	Sector 2	Sector 3	T. Spd	Elapsed	Lap	D	Time	Sector 1	Sector 2	Sector 3	T. Spd	Elapsed
26	1	1:47.002	24.011	53.906	29.085	237.5	50:44.456	25	2	1:50.563	25.357	55.804	29.402	234.2	52:23.469


40		Attempto Racing		Lamborghini Huracán LP620-2											
1.Jurgen Krebs		EU-Am													
1	1	2:43.524	50.717	1:12.437	40.370		2:43.524								
2	1	2:25.318	33.768	1:16.248	35.302	125.5	5:08.842								
3	1	2:22.946	32.947	1:11.093	38.906	156.2	7:31.788								
4	1	2:25.081	32.198	1:10.392	42.491	165.6	9:56.869								
5	1	1:54.172	26.689	56.975	30.508	231.9	11:51.041								
6	1	1:51.474	25.819	55.537	30.118	233.4	13:42.515								
7	1	1:51.423	25.047	56.260	30.116	235.1	15:33.938								
8	1	1:49.340	25.051	54.917	29.372	231.9	17:23.278								
9	1	1:48.558	24.660	54.545	29.353	235.1	19:11.836								
10	1	1:47.702	24.578	53.753	29.371	236.7	20:59.538								
11	1	1:47.058	24.043	53.937	29.078	237.5	22:46.596								
12	1	1:48.005	24.513	54.613	28.879	235.9	24:34.601								
13	1	1:51.690	23.987	53.798	33.905	238.3	26:26.291								
14	1	3:09.121	1:46.160	53.768	29.193		29:35.412								
15	1	1:46.098	23.939	53.570	28.589	237.5	31:21.510								
16	1	1:45.676	24.011	53.037	28.628	239.2	33:07.186								
17	1	1:45.872	24.091	52.752	29.029	237.5	34:53.058								
18	1	2:09.695	24.228	1:16.125	29.342	239.2	37:02.753								
19	1	1:46.120	23.768	53.559	28.793	237.5	38:48.873								
20	1	2:25.744	24.240	1:31.931	29.573	238.3	41:14.617								
21	1	1:48.975	24.832	54.908	29.235	235.9	43:03.592								
22	1	1:48.144	24.321	54.527	29.296	239.2	44:51.736								
23	1	1:48.631	24.378	54.519	29.734	235.1	46:40.367								
24	1	1:47.333	24.480	53.690	29.163	235.9	48:27.700								
25	1	1:48.969	24.950	54.713	29.306	238.3	50:16.669								
26	1	1:48.825	25.418	54.463	28.944	232.7	52:05.494								

50		Attempto Racing		Lamborghini Huracán LP620-2											
1.Dirg Parhofer		EU-Am													
2.Dimitri Parhofer															
1	1	2:49.101	58.902	1:12.352	37.847		2:49.101								
2	1	2:25.880	35.430	1:15.966	34.484	127.6	5:14.981								
3	1	2:21.431	33.647	1:10.582	37.202	134.9	7:36.412								
4	1	2:25.848	33.631	1:11.438	40.779	122.1	10:02.260								
5	1	1:57.982	26.897	1:00.184	30.901	196.0	12:00.242								
6	1	1:54.896	25.951	58.458	30.487	233.4	13:55.138								
7	1	1:52.435	25.677	56.974	29.784	235.9	15:47.573								
8	1	1:51.943	25.428	56.055	30.460	234.2	17:39.516								
9	1	1:50.148	25.321	55.425	29.402	234.2	19:29.664								
10	1	1:50.136	25.078	55.645	29.413	235.1	21:19.800								
11	1	3:15.163	25.392	2:09.295	40.476	237.5	24:34.963								
12	2	3:35.622	2:02.998	1:00.296	32.328		28:10.585								
13	2	1:59.498	26.767	1:00.308	32.423	232.7	30:10.083								
14	2	1:56.322	26.345	59.111	30.866	237.5	32:06.405								
15	2	1:55.072	26.177	58.642	30.253	232.7	34:01.477								
16	2	1:52.491	26.296	56.116	30.079	234.2	35:53.968								
17	2	1:51.503	25.225	56.094	30.184	235.9	37:45.471								
18	2	1:50.400	25.001	55.499	29.900	235.9	39:35.871								
19	2	1:49.912	25.004	55.587	29.321	235.9	41:25.783								
20	2	1:50.817	25.136	56.123	29.558	235.9	43:16.600								
21	2	1:49.934	24.984	55.661	29.289	237.5	45:06.534								
22	2	1:49.279	24.459	55.391	29.429	236.7	46:55.813								
23	2	1:48.317	24.537	54.443	29.337	235.1	48:44.130								
24	2	1:48.776	24.257	54.947	29.572	235.1	50:32.906								

63		Driving-Evolution By Autovitesse		Lamborghini Huracán LP620-2											
1.Franck Metzger		EU-LC													
2.Carlos Sarrea															
1	1	2:56.870	1:07.021	1:12.373	37.476	91.6	2:56.870								
2	1	2:27.662	33.193	1:18.222	36.247	145.5	5:24.532								
3	1	2:18.777	32.492	1:10.181	36.104	155.1	7:43.309								
4	1	2:25.038	33.461	1:11.781	39.796	137.3	10:08.347								
5	1	1:58.515	27.184	1:00.119	31.212	197.1	12:06.862								
6	1	1:55.430	26.665	57.406	31.359	233.4	14:02.292								
7	1	1:55.734	26.155	58.287	31.292	233.4	15:58.026								
8	1	1:54.240	25.966	57.142	31.132	235.1	17:52.266								
9	1	1:53.831	26.015	56.521	31.295	235.9	19:46.097								
10	1	1:52.466	25.328	56.153	30.985	235.9	21:38.563								
11	1	1:52.832	25.569	56.496	30.767	235.1	23:31.395								
12	1	1:53.567	25.701	56.929	30.937	235.9	25:24.962								
13	1	2:01.748	26.161	1:00.583	35.004	235.1	27:26.710								
14	2	3:12.252	1:45.827	55.997	30.428		30:38.962								
15	2	1:52.418	25.300	56.265	30.853	234.2	32:31.380								
16	2	2:02.102	26.830	58.044	37.228	234.2	34:33.482								
17	2	2:13.032	44.628	56.964	31.440		36:46.514								
18	2	1:54.999	26.219	58.331	30.449	229.5	38:41.513								
19	2	1:54.328	25.940	56.772	31.616	235.1	40:35.841								
20	2	1:53.969	27.621	56.172	30.176	231.9	42:29.810								
21	2	1:54.823	26.113	57.243	31.467	235.1	44:24.633								
22	2	1:54.346	26.053	56.936	31.357	235.9	46:18.979								
23	2	1:54.269	26.572	56.692	31.005	236.7	48:13.248								
24	2	1:54.231	26.170	56.522	31.539	234.2	50:07.479								
25	2	1:54.753	25.982	57.425	31.346	234.2	52:02.232								

66		Vincenzo Sospiri Racing		Lamborghini Huracán LP620-2											
1.Jia Tong Liang		EU-Am													
1	1	2:42.415	49.293	1:12.875	40.247		2:42.415								
2	1	2:26.091	34.278	1:16.198	35.615	131.3	5:08.506								
3	1	2:22.530	32.635	1:11.064	38.831	152.7	7:31.036								
4	1	2:25.384	32.295	1:10.488	42.601	161.3	9:56.420								
5	1	1:55.586	26.842	58.363	30.381	235.9	11:52.006								
6	1	1:53.068	25.214	56.783	31.071	237.5	13:45.074								
7	1	1:50.194	24.789	55.660	29.745	236.7	15:35.268								
8	1	1:50.497	25.849	55.213	29.435	237.5	17:25.765								
9	1	1:48.261	24.112	54.670	29.479	237.5	19:14.026								
10	1	1:47.008	23.909	53.934	29.165	239.2	21:01.034								
11	1	1:46.981	24.175	53.742	29.064	239.2	22:48.015								
12	1	1:54.684	24.443	55.079	35.162	238.3	24:42.699								
13	1	3:11.624	1:46.983	55.139	29.502		27:54.323								
14	1	1:49.381	25.682	54.410	29.289	236.7	29:43.704								
15	1	1:46.901	24.130	53.922	28.849	239.2	31:30.605								
16	1	1:46.874	23.900	53.209	29.765	236.7	33:17.479								
17	1	1:47.295	23.838	55.296	28.161	237.5	35:04.774								
18	1	1:45.967	23.754	53.664	28.549	239.2	36:50.741								
19	1	1:45.925	23.646	53.894	28.385	236.7	38:36.666								
20	1	1:46.013	23.753	53.687	28.573	237.5	40:22.679								
21	1	2:04.441	24.848	1:10.500	29.093	236.7	42:27.120								
22	1	1:48.575	24.491	55.119	28.965	236.7	44:15.695								
23	1	1:47.734	24.367	54.749	28.618	237.5	46:03.429								
24	1	1:48.797	24.200	53.883	30.714	238.3	47:52.226								
25	1	1:45.768	24.090	53.254	28.424	235.9	49:37.994								





Am + LC

World Final Valencia

Race 2

Sector Analysis


■ Personal Best ■ Session Best B Crossing the finish line in pit lane

Lap	D	Time	Sector 1	Sector 2	Sector 3	T. Spd	Elapsed	Lap	D	Time	Sector 1	Sector 2	Sector 3	T. Spd	Elapsed
-----	---	------	----------	----------	----------	--------	---------	-----	---	------	----------	----------	----------	--------	---------

67 Vincenzo Sospiri Racing								Lamborghini Huracán LP620-2							
1.Amir Krenzia								EU-Am							
1	1	2:41.689	48.314	1:13.133	40.242		2:41.689	1	1	2:59.135	1:09.517	1:12.436	37.182	91.7	2:59.135
2	1	2:25.936	34.076	1:15.660	36.200	140.5	5:07.625	2	1	2:28.197	33.185	1:17.333	37.679	155.1	5:27.332
3	1	2:22.075	32.491	1:10.961	38.623	155.8	7:29.700	3	1	2:17.369	31.194	1:10.187	35.988	177.2	7:44.701
4	1	2:26.158	31.711	1:11.797	42.650	155.8	9:55.858	4	1	2:24.275	33.838	1:11.536	38.901	133.1	10:08.976
5	1	1:53.185	25.635	57.183	30.367	233.4	11:49.043	5	1	2:03.007	27.834	1:02.103	33.070	203.6	12:11.983
6	1	1:50.832	24.878	55.759	30.195	235.1	13:39.875	6	1	1:59.849	27.232	1:01.066	31.551	210.5	14:11.832
7	1	1:50.105	25.354	55.067	29.684	236.7	15:29.980	7	1	1:56.148	26.276	58.777	31.095	235.9	16:07.980
8	1	1:50.275	25.098	55.475	29.702	237.5	17:20.255	8	1	1:54.829	25.429	58.496	30.904	236.7	18:02.809
9	1	1:49.193	25.041	54.857	29.295	237.5	19:09.448	9	1	1:54.644	25.500	58.937	30.207	235.9	19:57.453
10	1	1:51.809 B	24.379	54.351	33.079	239.2	21:01.257	10	1	1:55.787	25.789	59.323	30.675	236.7	21:53.240
11	1	3:10.434	1:46.344	55.109	28.981		24:11.691	11	1	2:01.148 B	25.315	58.208	37.625	235.9	23:54.388
12	1	1:47.265	23.973	54.375	28.917	238.3	25:58.956	12	1	3:18.361	1:48.589	58.843	30.929		27:12.749
13	1	4:58.632	23.812	53.930	3:40.890	239.2	30:57.588	13	1	1:56.415	25.385	59.019	32.011	235.1	29:09.164
14	1	1:48.909	24.258	55.247	29.404	232.7	32:46.497	14	1	1:54.911	25.346	58.265	31.300	235.1	31:04.075
15	1	1:46.723	24.012	54.054	28.657	236.7	34:33.220	15	1	1:54.292	25.364	58.344	30.584	232.7	32:58.367
16	1	1:45.464	23.681	53.126	28.657	237.5	36:18.684	16	1	1:55.947	25.008	59.814	31.125	236.7	34:54.314
17	1	1:45.840	23.754	53.497	28.589	237.5	38:04.524	17	1	1:58.833	26.916	1:00.839	31.078	236.7	36:53.147
18	1	1:48.011	24.192	54.747	29.072	239.2	39:52.535	18	1	1:54.286	25.422	57.829	31.035	232.7	38:47.433
19	1	1:45.957	23.773	53.576	28.608	235.1	41:38.492	19	1	5:48.866	25.354	4:51.520	31.992	235.9	44:36.299
20	1	1:45.331	23.856	52.990	28.485	236.7	43:23.823	20	1	1:57.443	25.460	1:00.994	30.989	234.2	46:33.742
21	1	1:46.170	24.106	53.012	29.052	237.5	45:09.993	21	1	1:54.777	25.173	57.522	32.082	236.7	48:28.519
22	1	1:46.788	24.133	53.940	28.715	239.2	46:56.781	22	1	1:53.480	25.477	57.765	30.238	236.7	50:21.999
23	1	1:48.561	24.145	54.550	29.866	237.5	48:45.342	23	1	1:51.444	24.565	57.049	29.830	236.7	52:13.443
24	1	1:47.269	23.832	54.447	28.990	236.7	50:32.611								

81 Toro Loco								Lamborghini Huracán LP620-2							
1.Peter Aronson								EU-LC							
1	1	2:59.135	1:09.517	1:12.436	37.182	91.7	2:59.135	1	1	2:59.135	1:09.517	1:12.436	37.182	91.7	2:59.135
2	1	2:28.197	33.185	1:17.333	37.679	155.1	5:27.332	2	1	2:28.197	33.185	1:17.333	37.679	155.1	5:27.332
3	1	2:17.369	31.194	1:10.187	35.988	177.2	7:44.701	3	1	2:17.369	31.194	1:10.187	35.988	177.2	7:44.701
4	1	2:24.275	33.838	1:11.536	38.901	133.1	10:08.976	4	1	2:24.275	33.838	1:11.536	38.901	133.1	10:08.976
5	1	2:03.007	27.834	1:02.103	33.070	203.6	12:11.983	5	1	2:03.007	27.834	1:02.103	33.070	203.6	12:11.983
6	1	1:59.849	27.232	1:01.066	31.551	210.5	14:11.832	6	1	1:59.849	27.232	1:01.066	31.551	210.5	14:11.832
7	1	1:56.148	26.276	58.777	31.095	235.9	16:07.980	7	1	1:56.148	26.276	58.777	31.095	235.9	16:07.980
8	1	1:54.829	25.429	58.496	30.904	236.7	18:02.809	8	1	1:54.829	25.429	58.496	30.904	236.7	18:02.809
9	1	1:54.644	25.500	58.937	30.207	235.9	19:57.453	9	1	1:54.644	25.500	58.937	30.207	235.9	19:57.453
10	1	1:55.787	25.789	59.323	30.675	236.7	21:53.240	10	1	1:55.787	25.789	59.323	30.675	236.7	21:53.240
11	1	2:01.148 B	25.315	58.208	37.625	235.9	23:54.388	11	1	2:01.148 B	25.315	58.208	37.625	235.9	23:54.388
12	1	3:18.361	1:48.589	58.843	30.929		27:12.749	12	1	3:18.361	1:48.589	58.843	30.929		27:12.749
13	1	1:56.415	25.385	59.019	32.011	235.1	29:09.164	13	1	1:56.415	25.385	59.019	32.011	235.1	29:09.164
14	1	1:54.911	25.346	58.265	31.300	235.1	31:04.075	14	1	1:54.911	25.346	58.265	31.300	235.1	31:04.075
15	1	1:54.292	25.364	58.344	30.584	232.7	32:58.367	15	1	1:54.292	25.364	58.344	30.584	232.7	32:58.367
16	1	1:55.947	25.008	59.814	31.125	236.7	34:54.314	16	1	1:55.947	25.008	59.814	31.125	236.7	34:54.314
17	1	1:58.833	26.916	1:00.839	31.078	236.7	36:53.147	17	1	1:58.833	26.916	1:00.839	31.078	236.7	36:53.147
18	1	1:54.286	25.422	57.829	31.035	232.7	38:47.433	18	1	1:54.286	25.422	57.829	31.035	232.7	38:47.433
19	1	5:48.866	25.354	4:51.520	31.992	235.9	44:36.299	19	1	5:48.866	25.354	4:51.520	31.992	235.9	44:36.299
20	1	1:57.443	25.460	1:00.994	30.989	234.2	46:33.742	20	1	1:57.443	25.460	1:00.994	30.989	234.2	46:33.742
21	1	1:54.777	25.173	57.522	32.082	236.7	48:28.519	21	1	1:54.777	25.173	57.522	32.082	236.7	48:28.519
22	1	1:53.480	25.477	57.765	30.238	236.7	50:21.999	22	1	1:53.480	25.477	57.765	30.238	236.7	50:21.999
23	1	1:51.444	24.565	57.049	29.830	236.7	52:13.443	23	1	1:51.444	24.565	57.049	29.830	236.7	52:13.443

78 Artline Team Georgia								Lamborghini Huracán LP620-2							
1.Shota Abkhazava								EU-Am							
1	1	2:40.502	45.517	1:14.402	40.583		2:40.502	1	1	2:56.326	1:05.952	1:12.788	37.586	83.5	2:56.326
2	1	2:25.484	33.726	1:15.151	36.607	152.0	5:05.986	2	1	2:28.013	33.108	1:18.277	36.628	153.4	5:24.339
3	1	2:22.729	32.449	1:10.892	39.388	171.0	7:28.715	3	1	2:18.608	31.958	1:10.126	36.524	166.8	7:42.947
4	1	2:26.058	30.503	1:11.773	43.782	169.3	9:54.773	4	1	2:24.491	33.031	1:12.036	39.424	138.7	10:07.438
5	1	1:52.682	25.416	57.022	30.244	236.7	11:47.455	5	1	2:04.663	28.668	1:03.311	32.684	189.5	12:12.101
6	1	1:51.630	24.796	56.344	30.490	237.5	13:39.085	6	1	1:57.031	26.260	59.912	30.859	228.0	14:09.132
7	1	1:48.988	24.611	54.775	29.602	235.9	15:28.073	7	1	1:55.719	26.010	59.197	30.512	233.4	16:04.851
8	1	1:48.807	24.704	54.721	29.382	236.7	17:16.880	8	1	1:55.041	25.612	58.867	30.562	234.2	17:59.892
9	1	1:48.473	24.715	54.376	29.382	236.7	19:05.353	9	1	1:53.864	25.250	58.160	30.454	234.2	19:53.756
10	1	1:46.797	24.114	53.856	28.827	235.1	20:52.150	10	1	1:54.147	25.273	58.548	30.326	234.2	21:47.903
11	1	1:47.073	24.200	53.973	28.900	235.9	22:39.223	11	1	1:53.714	25.217	58.258	30.239	234.2	23:41.617
12	1	1:47.752	24.227	54.057	29.468	235.9	24:26.975	12	1	2:01.002 B	25.707	59.004	36.291	234.2	25:42.619
13	1	1:51.822 B	24.040	54.949	32.833	235.9	26:18.797	13	1	3:19.357	1:49.038	59.071	31.248		29:01.976
14	1	3:09.564	1:47.141	53.399	29.024		29:28.361	14	1	1:54.416	25.526	58.365	30.525	233.4	30:56.392
15	1	1:47.033	24.021	53.297	29.715	235.9	31:15.394	15	1	1:52.900	24.985	58.514	29.401	234.2	32:49.292
16	1	1:47.131	24.557	53.757	28.817	235.1	33:02.525	16	1	1:51.237	24.688	56.962	29.587	234.2	34:40.529
17	1	1:46.255	24.181	53.368	28.706	235.9	34:48.780	17	1	1:52.328	24.661	57.823	29.844	234.2	36:32.857
18	1	1:45.320	23.693	52.954	28.673	235.9	36:34.100	18	1	1:51.180	25.639	56.234	29.307	233.4	38:24.037
19	1	1:45.731	23.844	53.339	28.548	235.1	38:19.831	19	1	1:49.845	24.516	55.911	29.418	234.2	40:13.882
20	1	1:46.085	24.117	53.297	28.671	235.1	40:05.916	20	1	1:51.518	24.630	56.865	30.023	234.2	42:05.400
21	1	1:52.800	28.682	54.463	29.655	236.7	41:58.716	21	1	1:53.629	24.85				



Am + LC


World Final Valencia

Race 2

Sector Analysis

■ Personal Best
 ■ Session Best
 ■ Crossing the finish line in pit lane

Lap	D	Time	Sector 1	Sector 2	Sector 3	T. Spd	Elapsed	Lap	D	Time	Sector 1	Sector 2	Sector 3	T. Spd	Elapsed
98 Van der Horst Motorsport 1. Gerard Van der Horst Lamborghini Huracán LP620-2 EU-LC															
1	1	2:52.557	1:03.839	1:11.814	36.904	79.8	2:52.557	1	1	2:39.032	43.852	1:14.955	40.225		2:39.032
2	1	2:27.968	34.913	1:16.956	36.099	137.9	5:20.525	2	1	2:25.798	33.750	1:14.308	37.740	156.2	5:04.830
3	1	2:19.340	32.919	1:09.838	36.583	182.9	7:39.865	3	1	2:22.728	31.751	1:11.918	39.059	170.6	7:27.558
4	1	2:26.274	34.078	1:11.875	40.321	115.0	10:06.139	4	1	2:26.516	29.962	1:11.823	44.731	178.6	9:54.074
5	1	2:00.436	28.373	59.977	32.086	181.0	12:06.575	5	1	1:52.279	25.163	56.490	30.626	234.2	11:46.353
6	1	1:58.780	27.703	59.432	31.645	229.5	14:05.355	6	1	1:52.840	25.231	56.770	30.839	229.5	13:39.193
7	1	1:54.735	26.037	58.360	30.338	233.4	16:00.090	7	1	1:49.759	24.744	55.003	30.012	239.2	15:28.952
8	1	1:54.177	26.170	57.124	30.883	235.1	17:54.267	8	1	1:50.447	25.035	55.260	30.152	231.1	17:19.399
9	1	1:53.225	25.745	57.348	30.132	233.4	19:47.492	9	1	1:49.583	25.347	54.848	29.388	232.7	19:08.982
10	1	1:59.551 B	25.875	57.782	35.894	235.9	21:47.043	10	1	1:47.658	24.465	53.891	29.302	232.7	20:56.640
11	1	3:16.705	1:48.565	57.987	30.153		25:03.748	11	1	1:53.242 B	24.109	54.576	34.557	232.7	22:49.882
12	1	1:52.911	25.285	57.132	30.494	235.1	26:56.659	12	1	3:10.135	1:46.944	54.004	29.187		26:00.017
13	1	1:52.609	25.755	56.815	30.039	234.2	28:49.268	13	1	1:49.044	24.904	54.658	29.482	234.2	27:49.061
14	1	1:51.969	25.032	56.311	30.626	234.2	30:41.237	14	1	1:48.490	24.214	53.963	30.313	233.4	29:37.551
15	1	1:51.746	25.314	56.161	30.271	232.7	32:32.983	15	1	1:46.838	24.037	53.657	29.144	235.9	31:24.389
16	1	1:55.043	25.578	58.281	31.184	235.1	34:28.026	16	1	1:47.612	24.288	53.919	29.405	233.4	33:12.001
17	1	1:49.760	24.880	55.348	29.532	234.2	36:17.786	17	1	1:47.623	24.775	53.547	29.301	235.1	34:59.624
18	1	1:51.754	25.348	56.361	30.045	234.2	38:09.540	18	1	1:47.550	24.503	53.833	29.214	232.7	36:47.174
19	1	1:50.633	25.054	56.159	29.420	233.4	40:00.173	19	1	1:47.204	24.916	52.906	29.382	238.3	38:34.378
20	1	1:59.878	26.020	1:02.886	30.972	235.9	42:00.051	20	1	1:46.572	24.375	53.495	28.702	235.1	40:20.950
21	1	1:58.295	27.436	1:00.472	30.387	235.9	43:58.346	21	1	1:47.432	24.702	53.999	28.731	235.1	42:08.382
22	1	1:57.808	27.254	59.681	30.873	226.5	45:56.154	22	1	1:48.999	24.032	54.742	30.225	234.2	43:57.381
23	1	1:56.807	26.407	59.652	30.748	233.4	47:52.961								
24	1	1:50.146	25.436	55.011	29.699	234.2	49:43.107								
25	1	1:51.497	24.905	56.635	29.957	234.2	51:34.604								
103 DXDT Racing 1. Ross Chouest Lamborghini Huracán LP620-2 NA-LC															
1	1	2:48.544	58.156	1:12.511	37.877		2:48.544	1	1	2:51.463	1:02.111	1:12.035	37.317	80.7	2:51.463
2	1	2:25.910	35.370	1:15.825	34.715	131.0	5:14.454	2	1	2:26.823	34.617	1:16.325	35.881	154.1	5:18.286
3	1	2:21.596	33.358	1:10.773	37.465	141.9	7:36.050	3	1	2:19.502	32.352	1:10.882	36.268	144.0	7:37.788
4	1	2:25.420	33.286	1:11.298	40.836	130.3	10:01.470	4	1	2:26.343	34.095	1:12.186	40.062	114.2	10:04.131
5	1	1:57.406	27.396	59.120	30.890	205.4	11:58.876	5	1	2:00.196	27.648	1:00.290	32.258	209.2	12:04.327
6	1	1:55.579	25.739	58.586	31.254	235.9	13:54.455	6	1	1:57.600	26.751	59.221	31.628	231.1	14:01.927
7	1	1:52.411	25.287	57.024	30.100	236.7	15:46.866	7	1	1:55.095	27.075	57.056	30.964	231.1	15:57.022
8	1	1:51.799	25.012	56.589	30.198	236.7	17:38.665	8	1	1:54.733	26.233	57.385	31.115	231.9	17:51.755
9	1	1:50.385	24.798	56.001	29.586	236.7	19:29.050	9	1	2:43.776	25.675	56.885	1:21.216	232.7	20:35.531
10	1	1:56.081 B	24.771	55.932	35.378	235.9	21:25.131	10	1	1:58.732 B	26.156	55.775	36.801	214.4	22:34.263
11	1	3:12.036	1:45.624	56.567	29.845		24:37.167	11	1	3:19.181	1:51.488	56.990	30.703		25:53.444
12	1	1:49.816	24.695	55.935	29.186	235.9	26:26.983	12	1	1:51.360	25.711	55.958	29.691	231.9	27:44.804
13	1	1:50.848	24.610	56.677	29.561	235.9	30:06.956	13	1	1:53.503	25.129	56.324	32.050	231.1	29:38.307
14	1	1:51.247	25.996	56.131	29.120	235.1	31:58.203	14	1	1:52.330	26.071	55.601	30.658	231.9	31:30.637
15	1	1:50.318	24.865	56.121	29.332	235.9	33:48.521	15	1	1:53.328	25.609	57.787	29.932	228.8	33:23.965
16	1	1:49.330	24.759	55.297	29.274	235.1	35:37.851	16	1	1:50.845	25.119	56.011	29.715	232.7	35:14.810
17	1	1:50.901	24.782	56.634	29.485	235.1	37:28.752	17	1	1:53.225	25.208	57.875	30.142	231.9	37:08.035
18	1	1:51.817	25.436	56.862	29.519	235.1	39:20.569	18	1	1:51.853	25.741	56.144	29.968	232.7	38:59.888
19	1	1:51.690	25.251	57.120	29.319	234.2	41:12.259	19	1	1:52.322	25.588	56.857	29.877	231.1	40:52.210
20	1	1:49.999	25.115	55.146	29.738	235.9	43:02.258	20	1	1:53.696	26.477	57.334	29.885	231.9	42:45.906
21	1	1:49.267	24.675	55.136	29.456	234.2	44:51.525	21	1	1:52.128	26.163	56.229	29.736	232.7	44:38.034
22	1	1:50.971	25.592	55.700	29.679	235.1	46:42.496	22	1	1:52.054	25.536	56.850	29.668	234.2	46:30.088
23	1	1:49.230	24.690	54.989	29.551	236.7	48:31.726	23	1	1:53.321	27.338	56.169	29.814	232.7	48:23.409
24	1	1:50.549	24.209	56.442	29.898	235.9	50:22.275	24	1	1:52.128	25.847	56.123	30.158	232.7	50:15.537
25	1	1:52.255	25.332	57.228	29.695	235.9	52:14.530	25	1	1:55.434	27.178	58.500	29.756	231.9	52:10.971
109 US RaceTronics 1. Damon Ockey Lamborghini Huracán LP620-2 NA-Am															
1	1	2:39.032	43.852	1:14.955	40.225		2:39.032	1	1	2:39.032	43.852	1:14.955	40.225		2:39.032
2	1	2:25.798	33.750	1:14.308	37.740	156.2	5:04.830	2	1	2:25.798	33.750	1:14.308	37.740	156.2	5:04.830
3	1	2:22.728	31.751	1:11.918	39.059	170.6	7:27.558	3	1	2:22.728	31.751	1:11.918	39.059	170.6	7:27.558
4	1	2:26.516	29.962	1:11.823	44.731	178.6	9:54.074	4	1	2:26.516	29.962	1:11.823	44.731	178.6	9:54.074
5	1	1:52.279	25.163	56.490	30.626	234.2	11:46.353	5	1	1:52.279	25.163	56.490	30.626	234.2	11:46.353
6	1	1:52.840	25.231	56.770	30.839	229.5	13:39.193	6	1	1:52.840	25.231	56.770	30.839	229.5	13:39.193
7	1	1:49.759	24.744	55.003	30.012	239.2	15:28.952	7	1	1:49.759	24.744	55.003	30.012	239.2	15:28.952
8	1	1:50.447	25.035	55.260	30.152	231.1	17:19.399	8	1	1:50.447	25.035	55.260	30.152	231.1	17:19.399
9	1	1:49.583	25.347	54.848	29.388	232.7	19:08.982	9	1	1:49.583	25.347	54.848	29.388	232.7	19:08.982
10	1	1:47.658	24.465	53.891	29.302	232.7	20:56.640	10	1	1:47.658	24.465	53.891	29.302	232.7	20:56.640
11	1	1:53.242 B	24.109	54.576	34.557	232.7	22:49.882	11	1	1:53.242 B	24.109	54.576	34.557	232.7	22:49.882
12	1	3:10.135	1:46.944	54.004	29.187		26:00.017	12	1	3:10.135	1:46.944	54.004	29.187		26:00.017
13	1	1:49.044	24.904	54.658	29.482	234.2	27:49.061	13	1	1:49.044	24.904	54.658	29.482	234.2	27:49.061
14	1	1:48.490	24.214	53.963	30.313	233.4	29:37.551	14	1	1:48.490	24.214	53.963	30.313	233.4	29:37.551
15	1	1:46.838	24.037	53.657	29.144	235.9	31:24.389	15	1	1:46.838	24.037	53.657	29.144	235.9	31:24.389
16	1	1:47.612	24.288	53.919	29.405	233.4	33:12.001	16	1	1:47.612	24.288	53.919	29.405	233.4	33:12.001
17	1	1:47.623	24.775	53.547	29.301	235.1	34:59.624	17	1	1:47.623	24.775	53.547	29.301	235.1	34:59.624
18	1	1:47.550	24.503	53.833	29.214	232.7	36:47.174	18	1	1:47.550	24.503	53.833	29.214	232.7	36:47.174
19	1	1:47.204	24.916	52.906	29.382	238.3	38:34.378	19	1	1:47.204	24.916	52.906	29.382	238.3	38:34.378
20															



Am + LC World Final Valencia Race 2

Sector Analysis

■ Personal Best ■ Session Best B Crossing the finish line in pit lane

Lap	D	Time	Sector 1	Sector 2	Sector 3	T. Spd	Elapsed	Lap	D	Time	Sector 1	Sector 2	Sector 3	T. Spd	Elapsed
2	1	2:28.189	33.421	1:18.395	36.373	171.9	5:23.570	3	1	2:19.551	32.610	1:10.760	36.181	171.9	7:37.047
3	1	2:18.331	31.894	1:10.263	36.174	190.5	7:41.901	4	1	2:26.667	34.339	1:11.734	40.594	122.1	10:03.714
4	1	2:24.715	33.470	1:12.097	39.148	127.1	10:06.616	5	1	1:59.394	27.331	1:00.454	31.609	227.2	12:03.108
5	1	2:07.819	29.067	1:03.012	35.740	179.1	12:14.435	6	1	1:57.225	26.640	59.227	31.358	233.4	14:00.333
6	1	2:00.348	27.722	1:00.806	31.820	231.1	14:14.783	7	1	1:55.552	25.800	58.514	31.238	233.4	15:55.885
7	1	1:59.660	25.926	1:00.289	33.445	233.4	16:14.443	8	1	1:54.543	25.698	58.121	30.724	233.4	17:50.428
8	1	1:59.157	27.182	1:00.297	31.678	232.7	18:13.600	9	1	1:53.744	25.556	57.198	30.990	232.7	19:44.172
9	1	1:58.979	27.332	1:00.464	31.183	231.1	20:12.579	10	1	1:53.190	25.513	56.965	30.712	231.9	21:37.362
10	1	1:57.239	26.697	59.382	31.160	233.4	22:09.818	11	1	1:58.588 B	25.721	57.215	35.652	231.9	23:35.950
11	1	2:07.715 B	27.467	1:01.290	38.958	231.9	24:17.533	12	1	3:19.956	1:51.271	58.273	30.412		26:55.906
12	1	3:44.973	2:06.868	1:05.669	32.436		28:02.506	13	1	1:51.767	25.533	56.110	30.124	231.9	28:47.673
13	1	2:03.827	28.350	1:02.606	32.871	232.7	30:06.333	14	1	1:51.697	25.349	56.139	30.209	231.9	30:39.370
14	1	2:01.831	28.280	1:01.245	32.306	229.5	32:08.164	15	1	1:52.536	25.831	56.621	30.084	233.4	32:31.906
15	1	1:58.887	26.744	1:00.489	31.654	235.1	34:07.051	16	1	1:51.570	25.953	55.998	29.619	234.2	34:23.476
16	1	1:58.385	27.079	1:00.454	30.852	235.1	36:05.436	17	1	1:50.457	24.954	55.704	29.799	232.7	36:13.933
17	1	1:56.747	27.148	59.190	30.409	231.1	38:02.183	18	1	1:50.337	24.900	55.629	29.808	230.3	38:04.270
18	1	1:57.629	26.637	1:00.686	30.306	232.7	39:59.812	19	1	1:51.037	25.406	56.003	29.628	231.9	39:55.307
19	1	1:59.942	27.387	1:00.966	31.589	234.2	41:59.754	20	1	1:49.730	24.833	55.338	29.559	231.9	41:45.037
20	1	1:58.183	27.321	59.189	31.673	234.2	43:57.937	21	1	1:49.795	24.858	55.217	29.720	231.9	43:34.832
21	1	1:57.699	27.151	59.217	31.331	221.4	45:55.636	22	1	1:51.564	24.880	56.351	30.333	231.9	45:26.396
22	1	1:57.067	26.533	59.061	31.473	233.4	47:52.703	23	1	1:51.579	25.059	55.981	30.539	232.7	47:17.975
23	1	1:58.315	26.830	1:00.741	30.744	234.2	49:51.018	24	1	1:50.480	24.946	55.685	29.849	231.9	49:08.455
24	1	1:53.690	26.088	57.339	30.263	235.1	51:44.708	25	1	1:51.820	24.981	55.902	30.937	233.4	51:00.275


218		Lunacea	Lamborghini Huracán LP620-2												
1.		Andrew Haryanto	AS-Am												
1	1	2:57.958	1:08.386	1:12.175	37.397	80.3	2:57.958								
2	1	2:28.037	33.038	1:17.575	37.424	167.2	5:25.995								
3	1	2:18.141	31.119	1:10.496	36.526	186.4	7:44.136								
4	1	2:23.588	33.481	1:11.103	39.004	148.1	10:07.724								
5	1	1:55.829	26.713	57.880	31.236	201.8	12:03.553								
6	1	1:53.755	25.359	56.653	31.743	235.9	13:57.308								
7	1	1:52.515	25.704	56.173	30.638	231.1	15:49.823								
8	1	1:51.325	24.934	55.735	30.656	235.1	17:41.148								
9	1	1:50.107	24.715	55.558	29.834	233.4	19:31.255								
10	1	1:49.048	24.649	54.702	29.697	235.9	21:20.303								
11	1	1:47.496	24.378	53.945	29.173	235.9	23:07.799								
12	1	1:47.388	24.209	54.143	29.036	235.1	24:55.187								
13	1	1:46.950	23.951	53.771	29.228	235.1	26:42.137								
14	1	1:52.875 B	24.003	53.626	35.246	234.2	28:35.012								
15	1	3:10.774	1:49.201	53.139	28.434		31:45.786								
16	1	1:46.854	23.913	53.725	29.216	235.9	33:32.640								
17	1	1:45.838	23.802	53.401	28.635	235.1	35:18.478								
18	1	1:45.728	24.020	52.787	28.921	235.9	37:04.206								
19	1	1:46.088	23.626	53.205	29.257	234.2	38:50.294								
20	1	1:47.076	23.658	54.194	29.224	234.2	40:37.370								
21	1	1:46.995	24.242	54.167	28.586	235.1	42:24.365								
22	1	1:46.334	23.674	53.676	28.984	235.1	44:10.699								
23	1	1:46.722	23.743	54.245	28.734	235.1	45:57.421								
24	1	1:48.850	25.427	54.756	28.667	236.7	47:46.271								
25	1	1:46.367	24.220	53.331	28.816	235.1	49:32.638								
26	1	1:48.105	24.339	53.450	30.316	235.9	51:20.743								

271		Siam Gas Racing Kong	Lamborghini Huracán LP620-2												
1.		Supachai Weerabornwong	AS-LC												
1	1	2:50.147	1:00.891	1:12.755	36.501		2:50.147								
2	1	2:27.349	35.747	1:16.036	35.566	128.6	5:17.496								

272		GDL Racing	Lamborghini Huracán LP620-2												
1.		Sanghwi Yoon	AS-Am												
1	1	2:50.938	1:02.823	1:11.788	36.327	66.0	2:50.938								
2	1	2:27.652	35.753	1:16.819	35.080	207.3	5:18.590								
3	1	2:19.305	33.525	1:09.856	35.924	196.0	7:37.895								
4	1	2:26.099	35.215	1:11.580	39.300	109.3	10:03.994								
5	1	1:56.671	26.420	59.262	30.989	233.4	12:00.665								
6	1	1:52.639	25.588	57.073	29.978	234.2	13:53.304								
7	1	1:50.892	24.777	56.380	29.735	234.2	15:44.196								
8	1	1:50.239	24.880	55.409	29.950	234.2	17:34.435								
9	1	1:49.461	24.198	55.587	29.676	237.5	19:23.896								
10	1	1:49.334	24.643	55.443	29.248	235.1	21:13.230								
11	1	1:48.105	24.538	54.247	29.320	235.9	23:01.335								
12	1	1:47.116	24.176	54.172	28.768	235.9	24:48.451								
13	1	2:39.886 B	24.395	1:41.685	33.806	235.1	27:28.337								
14	1	3:12.957	1:48.996	54.386	29.575		30:41.294								
15	1	1:50.605	24.346	55.422	30.837	236.7	32:31.899								
16	1	1:47.935	24.910	53.931	29.094	232.7	34:19.834								
17	1	1:47.145	24.157	54.234	28.754	236.7	36:06.979								
18	1	1:46.895	24.330	54.053	28.512	237.5	37:53.874								
19	1	1:46.172	23.910	53.500	28.762	236.7	39:40.046								
20	1	1:46.246	24.049	53.800	28.397	235.1	41:26.292								
21	1	1:47.948	24.606	54.619	28.723	235.9	43:14.240								
22	1	1:46.558	23.868	54.111	28.579	235.1	45:00.798								
23	1	1:46.164	23.762	53.919	28.483	235.9	46:46.962								
24	1	1:45.560	23.879	53.457	28.224	237.5	48:32.522								
25	1	1:46.629	23.746	54.443	28.440	237.5	50:19.151								

299		TS	Lamborghini Huracán LP620-2												
1.		Vincent Wong	AS-Am												
2.		George Chou													
1	2	2:47.476	56.668	1:12.189	38.619		2:47.476								
2	2	2:25.377	34.749	1:16.350	34.278	139.0	5:12.853								
3	2	2:22.594	33.882	1:11.129	37.583	143.1	7:35.447								





Am + LC
World Final Valencia
Race 2

Sector Analysis

■ Personal Best
 ■ Session Best
 B Crossing the finish line in pit lane

Lap	D	Time	Sector 1	Sector 2	Sector 3	T. Spd	Elapsed	Lap	D	Time	Sector 1	Sector 2	Sector 3	T. Spd	Elapsed
4	2	2:25.349	32.911	1:11.269	41.169	134.1	10:00.796								
5	2	1:56.755	27.113	58.138	31.504	180.5	11:57.551								
6	2	1:53.483	25.848	57.143	30.492	234.2	13:51.034								
7	2	1:51.919	25.647	56.640	29.632	235.1	15:42.953								
8	2	1:52.709	25.280	57.014	30.415	235.1	17:35.662								
9	2	1:50.614	24.998	56.105	29.511	236.7	19:26.276								
10	2	1:56.731 B	25.058	55.472	36.201	235.9	21:23.007								
11	1	3:15.286	1:49.995	55.743	29.548		24:38.293								
12	1	1:49.696	24.614	55.358	29.724	235.1	26:27.989								
13	1	1:48.726	24.461	54.820	29.445	237.5	28:16.715								
14	1	1:50.789	24.582	56.499	29.708	237.5	30:07.504								
15	1	1:48.393	24.806	54.243	29.344	238.3	31:55.897								
16	1	1:47.892	24.911	54.092	28.889	234.2	33:43.789								
17	1	1:47.979	24.662	54.256	29.061	235.1	35:31.768								
18	1	1:47.149	24.278	54.024	28.847	234.2	37:18.917								
19	1	1:46.333	24.046	53.635	28.652	235.9	39:05.250								
20	1	1:48.149	24.374	54.743	29.032	235.9	40:53.399								
21	1	1:48.383	24.746	54.250	29.387	235.9	42:41.782								
22	1	1:46.814	24.055	54.167	28.592	236.7	44:28.596								
23	1	1:50.549	24.514	54.795	31.240	236.7	46:19.145								
24	1	1:49.237	25.000	54.696	29.541	237.5	48:08.382								
25	1	1:48.164	24.798	54.563	28.803	236.7	49:56.546								
26	1	1:48.541	24.466	54.205	29.870	235.9	51:45.087								

