


Am + LC World Final Valencia Race 1

Sector Analysis

■ Personal Best ■ Session Best B Crossing the finish line in pit lane

Lap	D	Time	Sector 1	Sector 2	Sector 3	T. Spd	Elapsed	Lap	D	Time	Sector 1	Sector 2	Sector 3	T. Spd	Elapsed
2 Leipt Motorsport 1. Ben Gerszkowski 2. Mikko Eskelinen Lamborghini Huracán LP620-2 EU-Am								5 GT3 Poland 1. Teodor Myszowski 2. Andrej Lewandowski Lamborghini Huracán LP620-2 EU-Am							
1	2	1:45.671	28.314	50.963	26.394		1:45.671	21	1	1:36.342	22.149	48.083	26.110	244.3	34:56.103
2	2	1:37.246	22.016	48.623	26.607	242.6	3:22.917	22	1	1:36.422	22.136	48.071	26.215	244.3	36:32.525
3	2	1:37.879	22.782	48.095	27.002	240.8	5:00.796	23	1	1:36.272	21.955	47.904	26.413	246.0	38:08.797
4	2	1:35.464	21.799	47.633	26.032	240.0	6:36.260	24	1	1:34.788	21.568	47.429	25.791	244.3	39:43.585
5	2	1:36.186	21.855	47.826	26.505	240.8	8:12.446	25	1	1:35.083	21.955	47.229	25.899	245.2	41:18.668
6	2	1:35.687	21.743	47.915	26.029	241.7	9:48.133	26	1	1:35.022	21.667	47.432	25.923	245.2	42:53.690
7	2	1:35.901	21.939	47.883	26.079	240.8	11:24.034	27	1	1:35.156	21.643	47.566	25.947	245.2	44:28.846
8	2	1:38.367	22.186	49.829	26.352	240.8	13:02.401	28	1	1:34.846	21.528	47.421	25.897	245.2	46:03.692
9	2	1:36.110	21.906	48.003	26.201	240.0	14:38.511	29	1	1:36.212	21.683	47.952	26.577	245.2	47:39.904
10	2	1:38.265	22.007	49.131	27.127	241.7	16:16.776	30	1	1:35.390	21.832	47.504	26.054	244.3	49:15.294
11	2	1:36.648	22.056	48.139	26.453	240.0	17:53.424	31	1	1:35.068	21.825	47.357	25.886	244.3	50:50.362
12	2	1:36.724	22.210	48.092	26.422	240.8	19:30.148								
13	2	1:40.990B	22.367	48.457	30.166	241.7	21:11.138								
14	1	2:54.783	1:41.461	47.145	26.177		24:05.921								
15	1	1:35.161	21.585	47.643	25.933	240.0	25:41.082								
16	1	1:34.212	21.589	47.016	25.607	240.0	27:15.294								
17	1	1:49.203	21.496	1:01.785	25.922	241.7	29:04.497								
18	1	1:34.493	21.584	46.929	25.980	241.7	30:38.990								
19	1	1:35.668	21.766	48.010	25.892	244.3	32:14.658								
20	1	1:35.106	21.451	47.511	26.144	242.6	33:49.764								
21	1	1:35.784	21.843	47.729	26.212	245.2	35:25.548								
22	1	1:35.781	22.223	47.642	25.916	241.7	37:01.329								
23	1	1:35.446	22.119	47.627	25.700	245.2	38:36.775								
24	1	1:34.666	21.661	47.300	25.705	240.8	40:11.441								
25	1	1:34.456	21.610	47.109	25.737	240.8	41:45.897								
26	1	1:34.548	21.597	47.094	25.857	242.6	43:20.445								
27	1	1:37.229	22.869	48.619	25.741	244.3	44:57.674								
28	1	1:34.930	21.679	47.255	25.996	242.6	46:32.604								
29	1	1:35.396	21.977	47.390	26.029	244.3	48:08.000								
30	1	1:35.271	21.708	47.349	26.214	243.4	49:43.271								
31	1	1:34.960	21.884	47.241	25.835	245.2	51:18.231								
4 Leipt Motorsport 1. Nouri Shahin (Fineboy) Lamborghini Huracán LP620-2 EU-Am								21 GT3 Poland 1. Rafal Mikrut 2. Grzegorz Moczulski Lamborghini Huracán LP620-2 EU-Am							
1	1	1:41.420	26.739	48.461	26.220		1:41.420	1	2	1:44.780	28.636	49.403	26.741		1:44.780
2	1	1:34.525	21.599	47.092	25.834	242.6	3:15.945	2	2	1:37.406	22.082	48.075	27.249	240.8	3:22.186
3	1	1:35.555	21.586	47.739	26.230	244.3	4:51.500	3	2	1:41.415	22.195	47.816	31.404	239.2	5:03.601
4	1	1:35.558	21.730	47.790	26.038	243.4	6:27.058	4	2	1:37.167	22.897	47.799	26.471	240.8	6:40.768
5	1	1:34.612	21.628	47.208	25.776	242.6	8:01.670	5	2	1:36.865	22.075	47.644	27.146	243.4	8:17.633
6	1	1:34.731	21.490	47.213	26.028	245.2	9:36.401	6	2	1:36.306	22.137	47.747	26.422	243.4	9:53.939
7	1	1:34.798	21.630	47.341	25.827	243.4	11:11.199	7	2	1:36.154	21.968	47.841	26.345	243.4	11:30.093
8	1	1:35.497	22.013	47.582	25.902	246.0	12:46.696	8	2	1:36.501	21.913	47.922	26.666	240.8	13:06.594
9	1	1:35.733	21.801	47.836	26.096	245.2	14:22.429	9	2	1:36.735	21.951	48.085	26.699	244.3	14:43.329
10	1	1:35.998	22.194	47.732	26.072	245.2	15:58.427								
11	1	1:36.281	21.693	48.531	26.057	243.4	17:34.708								
12	1	1:36.270	21.887	48.253	26.130	242.6	19:10.978								
13	1	1:40.800B	22.711	47.990	30.099	245.2	20:51.778								
14	1	2:57.564	1:44.343	47.272	25.949		23:49.342								
15	1	1:35.185	21.696	47.213	26.276	242.6	25:24.527								
16	1	1:35.633	21.928	47.809	25.896	243.4	27:00.160								
17	1	1:34.910	21.621	47.428	25.861	243.4	28:35.070								
18	1	1:34.905	21.639	47.411	25.855	243.4	30:09.975								
19	1	1:34.774	21.593	47.467	25.714	244.3	31:44.749								
20	1	1:35.012	21.627	47.452	25.933	244.3	33:19.761								





Am + LC

World Final Valencia


Race 1

Sector Analysis

■ Personal Best
 ■ Session Best
 ■ Crossing the finish line in pit lane

Lap	D	Time	Sector 1	Sector 2	Sector 3	T. Spd	Elapsed	Lap	D	Time	Sector 1	Sector 2	Sector 3	T. Spd	Elapsed
10	2	1:38.577	22.023	49.513	27.041	243.4	16:21.906	19	1	2:33.173B	22.812	50.904	1:19.457	240.8	34:05.581
11	2	1:38.069	22.262	48.597	27.210	240.0	17:59.975	<div style="border: 1px solid black; padding: 5px;"> 33 Bonaldi Motorsport 1. Mark Neichen Lamborghini Huracán LP620-2 EU-Am </div>							
12	2	1:37.374	22.106	48.572	26.696	242.6	19:37.349								
13	2	1:37.431	22.203	48.538	26.690	242.6	21:14.780	1	1	1:42.862	27.215	48.782	26.865		1:42.862
14	2	1:37.164	22.209	48.540	26.415	242.6	22:51.944	2	1	1:35.092	21.619	47.399	26.074	240.8	3:17.954
15	2	1:43.243B	22.499	48.689	32.055	241.7	24:35.187	3	1	1:34.626	21.842	46.958	25.826	240.8	4:52.580
16	1	2:47.118	1:31.990	48.605	26.523		27:22.305	4	1	1:35.702	21.946	47.512	26.244	240.0	6:28.282
17	1	1:36.278	22.006	48.202	26.070	242.6	28:58.583	5	1	1:36.331	21.655	47.989	26.687	240.8	8:04.613
18	1	1:36.761	22.045	48.652	26.064	242.6	30:35.344	6	1	1:35.780	21.699	47.952	26.129	240.0	9:40.393
19	1	1:35.884	21.863	47.762	26.259	242.6	32:11.228	7	1	1:36.090	22.208	47.847	26.035	240.0	11:16.483
20	1	1:36.414	21.732	47.900	26.782	243.4	33:47.642	8	1	1:36.027	21.787	47.996	26.244	240.8	12:52.510
21	1	1:36.855	22.073	47.830	26.952	245.2	35:24.497	9	1	1:36.842	22.543	48.119	26.180	240.0	14:29.352
22	1	1:38.339	24.024	48.038	26.277	245.2	37:02.836	10	1	1:36.283	22.266	47.893	26.124	239.2	16:05.635
23	1	1:36.955	21.909	48.550	26.496	242.6	38:39.791	11	1	1:36.741	22.047	47.920	26.774	240.0	17:42.376
24	1	1:49.263	21.971	1:00.700	26.592	246.9	40:29.054	12	1	1:36.185	21.907	47.956	26.322	240.0	19:18.561
25	1	1:38.285	23.040	48.902	26.343	241.7	42:07.339	13	1	1:36.548	22.204	48.146	26.198	240.0	20:55.109
26	1	1:36.605	22.034	48.360	26.211	242.6	43:43.944	14	1	1:36.798	22.447	47.998	26.353	240.0	22:31.907
27	1	1:36.715	22.337	48.004	26.374	240.8	45:20.659	15	1	1:36.598	22.047	48.125	26.426	239.2	24:08.505
28	1	1:36.623	22.111	48.531	25.981	240.8	46:57.282	16	1	1:41.575B	22.125	48.567	30.883	240.0	25:50.080
29	1	1:36.307	21.966	48.038	26.303	244.3	48:33.589	17	1	2:57.921	1:44.343	47.638	25.940		28:48.001
30	1	1:36.337	21.857	48.327	26.153	242.6	50:09.926	18	1	1:35.792	22.047	47.717	26.028	239.2	30:23.793
31	1	1:37.035	22.011	48.090	26.934	242.6	51:46.961	19	1	1:36.573	21.821	47.879	26.873	240.8	32:00.366
<div style="border: 1px solid black; padding: 5px;"> 25 Dörr Motorsport 1. Jaap Bartels Lamborghini Huracán LP620-2 EU-Am </div>								<div style="border: 1px solid black; padding: 5px;"> 34 Bonaldi Motorsport 1. Adrian Amstutz Lamborghini Huracán LP620-2 EU-Am </div>							
1	1	1:45.040	28.986	49.633	26.421		1:45.040	1	1	1:37.830	25.112	46.962	25.756		1:37.830
2	1	1:37.279	22.134	48.607	26.538	245.2	3:22.319	2	1	1:34.562	21.845	46.646	26.071	241.7	3:12.392
3	1	1:40.879	22.626	47.748	30.505	240.0	5:03.198	3	1	1:34.199	21.808	46.666	25.725	240.8	4:46.591
4	1	1:35.604	22.008	47.603	25.993	242.6	6:38.802	4	1	1:34.121	21.734	46.812	25.575	240.8	6:20.712
5	1	1:36.627	21.766	48.570	26.291	243.4	8:15.429	5	1	1:34.829	21.786	47.258	25.785	241.7	7:55.541
6	1	1:36.010	21.956	47.996	26.058	242.6	9:51.439	6	1	1:34.445	21.708	46.926	25.811	241.7	9:29.986
7	1	1:35.675	21.715	48.164	25.796	242.6	11:27.114	7	1	1:35.823	21.981	48.030	25.812	238.3	11:05.809
8	1	1:35.895	21.704	47.863	26.328	242.6	13:03.009	8	1	1:34.937	21.867	47.281	25.789	240.8	12:40.746
9	1	1:35.921	21.840	47.792	26.289	242.6	14:38.930	9	1	1:35.343	21.847	47.402	26.094	240.8	14:16.089
10	1	1:36.781	21.823	48.517	26.441	244.3	16:15.711	10	1	1:34.271	21.656	46.829	25.786	241.7	15:50.360
11	1	4:15.065B	22.090	48.101	3:04.874	242.6	20:30.776	11	1	1:34.935	21.750	47.419	25.766	240.8	17:25.295
<div style="border: 1px solid black; padding: 5px;"> 28 Toro Loco 1. Tim Richards Lamborghini Huracán LP620-2 EU-LC </div>								<div style="border: 1px solid black; padding: 5px;"> 34 Bonaldi Motorsport 1. Adrian Amstutz Lamborghini Huracán LP620-2 EU-Am </div>							
1	1	1:55.016	33.416	53.734	27.866	225.7	1:55.016	12	1	1:34.815	21.678	47.341	25.796	240.8	19:00.110
2	1	1:41.247	23.403	50.868	26.976	240.0	3:36.263	13	1	1:35.782	22.031	47.835	25.916	240.8	20:35.892
3	1	1:41.387	22.767	51.205	27.415	237.5	5:17.650	14	1	1:34.774	21.885	47.116	25.773	242.6	22:10.666
4	1	1:39.557	23.081	49.299	27.177	238.3	6:57.207	15	1	1:34.585	21.535	47.347	25.703	241.7	23:45.251
5	1	1:40.028	22.737	50.429	26.862	237.5	8:37.235	16	1	1:35.712	21.826	47.937	25.949	241.7	25:20.963
6	1	1:40.233	23.462	50.116	26.655	239.2	10:17.468	17	1	1:35.195	21.808	47.485	25.902	241.7	26:56.158
7	1	1:38.771	22.426	49.668	26.677	237.5	11:56.239	18	1	1:39.759B	21.814	47.332	30.613	240.8	28:35.917
8	1	1:39.075	23.191	49.397	26.487	240.8	13:35.314	19	1	2:58.027	1:44.641	47.521	25.865		31:33.944
9	1	1:39.120	22.396	49.751	26.973	238.3	15:14.434	20	1	1:35.399	21.776	47.777	25.846	243.4	33:09.343
10	1	1:41.493	22.662	51.208	27.623	239.2	16:55.927	21	1	1:35.140	21.796	47.392	25.952	242.6	34:44.483
11	1	1:40.007	22.879	49.969	27.159	238.3	18:35.934								
12	1	1:40.181	23.035	49.789	27.357	236.7	20:16.115								
13	1	1:44.947B	22.637	50.373	31.937	238.3	22:01.062								
14	1	3:01.889	1:45.075	49.904	26.910		25:02.951								
15	1	1:28.501	23.133			237.5	26:31.452								
16	1	1:40.334	22.928	49.796	27.610	236.7	28:11.786								
17	1	1:40.727	22.701	51.023	27.003	240.0	29:52.513								
18	1	1:39.895	22.713	49.965	27.217	240.0	31:32.408								





Am + LC

World Final Valencia

Race 1

Sector Analysis

■ Personal Best
 ■ Session Best
 ■ Crossing the finish line in pit lane

Lap	D	Time	Sector 1	Sector 2	Sector 3	T. Spd	Elapsed	Lap	D	Time	Sector 1	Sector 2	Sector 3	T. Spd	Elapsed
22	1	1:35.481	21.697	47.102	26.682	240.8	36:19.964	12	2	1:41.197	23.212	50.742	27.243	240.0	20:39.168
23	1	1:34.873	21.755	47.395	25.723	243.4	37:54.837	13	2	1:43.861	26.313	50.539	27.009	240.0	22:23.029
24	1	1:34.569	21.853	46.992	25.724	242.6	39:29.406	14	2	1:40.902	22.874	50.905	27.123	240.0	24:03.931
25	1	1:35.490	21.779	48.000	25.711	242.6	41:04.896	15	2	1:43.358	22.844	52.627	27.887	240.8	25:47.289
26	1	1:35.874	22.033	47.974	25.867	241.7	42:40.770	16	2	1:48.984 B	23.068	51.974	33.942	239.2	27:36.273
27	1	1:35.322	21.919	47.371	26.032	243.4	44:16.092	17	1	3:02.141	1:43.272	51.682	27.187		30:38.414
28	1	1:35.054	21.804	47.537	25.713	242.6	45:51.146	18	1	1:38.032	22.141	49.485	26.406	241.7	32:16.446
29	1	1:35.356	21.738	47.887	25.731	244.3	47:26.502	19	1	1:38.721	22.315	49.524	26.882	240.8	33:55.167
30	1	1:35.471	21.888	47.512	26.071	245.2	49:01.973	20	1	1:38.383	22.169	49.495	26.719	240.0	35:33.550
31	1	1:35.620	22.026	47.612	25.982	243.4	50:37.593	21	1	1:38.181	22.164	49.700	26.317	241.7	37:11.731

40 Attempto Racing
 1. Jurgens Krebs
 Lamborghini Huracán LP620-2
 EU-Am

1	1	1:44.360	28.558	48.881	26.921		1:44.360
2	1	1:37.194	21.829	48.212	27.153	239.2	3:21.554
3	1	1:37.068	22.253	48.055	26.760	229.5	4:58.622
4	1	1:36.536	21.936	47.833	26.767	240.8	6:35.158
5	1	1:35.630	21.836	47.788	26.006	239.2	8:10.788
6	1	1:35.294	21.909	47.205	26.180	240.8	9:46.082
7	1	1:35.745	21.819	47.600	26.326	242.6	11:21.827
8	1	1:35.908	21.702	47.901	26.305	240.0	12:57.735
9	1	1:37.825	21.874	48.146	27.805	241.7	14:35.560
10	1	1:36.619	22.007	48.193	26.419	242.6	16:12.179
11	1	1:36.889	21.940	47.882	27.067	241.7	17:49.068
12	1	1:36.848	21.974	48.270	26.604	240.8	19:25.916
13	1	2:23.988 B	1:03.188	49.942	30.858	239.2	21:49.904
14	1	3:01.101	1:46.447	47.950	26.704		24:51.005
15	1	1:36.156	21.784	47.950	26.422	240.0	26:27.161
16	1	1:37.013	22.106	48.257	26.650	240.8	28:04.174
17	1	1:36.394	21.804	47.888	26.702	241.7	29:40.568
18	1	1:35.899	21.799	47.811	26.289	240.0	31:16.467
19	1	1:35.995	21.838	47.939	26.218	241.7	32:52.462
20	1	1:36.623	21.826	47.971	26.826	241.7	34:29.085
21	1	1:36.814	21.806	48.366	26.642	241.7	36:05.899
22	1	1:35.845	21.698	47.704	26.443	239.2	37:41.744
23	1	1:35.788	21.787	47.781	26.220	239.2	39:17.532
24	1	1:36.756	21.616	49.056	26.084	242.6	40:54.288
25	1	1:38.335	23.040	48.018	27.277	240.0	42:32.623
26	1	1:36.423	22.281	47.897	26.245	240.8	44:09.046
27	1	1:37.841	22.085	49.104	26.652	242.6	45:46.887
28	1	1:43.387	21.844	54.947	26.596	240.8	47:30.274
29	1	1:37.693	21.943	49.126	26.624	243.4	49:07.967
30	1	1:38.437	22.046	49.488	26.903	241.7	50:46.404

50 Attempto Racing
 1. Dirg Parhofer
 2. Dimitri Parhofer
 Lamborghini Huracán LP620-2
 EU-Am

1	2	2:20.531	29.598	1:23.330	27.603	229.5	2:20.531
2	2	1:38.721	22.639	49.638	26.444	239.2	3:59.252
3	2	1:38.581	22.821	49.513	26.247	240.8	5:37.833
4	2	1:38.653	22.678	49.314	26.661	241.7	7:16.486
5	2	1:38.917	22.620	49.728	26.569	240.0	8:55.403
6	2	1:38.887	22.359	49.970	26.558	241.7	10:34.290
7	2	1:40.176	22.367	49.691	28.118	239.2	12:14.466
8	2	1:41.175	22.937	49.750	28.488	240.8	13:55.641
9	2	1:41.869	23.667	50.893	27.309	241.7	15:37.510
10	2	1:39.489	22.525	49.862	27.102	241.7	17:16.999
11	2	1:40.972	22.948	50.668	27.356	240.0	18:57.971


63 Driving-Evolution By Autovitesse
 1. Franck Metzger
 2. Carlos Sarrea
 Lamborghini Huracán LP620-2
 EU-LC

1	2	1:54.553	33.423	53.234	27.896	228.8	1:54.553
2	2	1:41.480	23.672	50.683	27.125	241.7	3:36.033
3	2	1:41.425	22.832	51.119	27.474	241.7	5:17.458
4	2	1:38.876	22.766	49.172	26.938	241.7	6:56.334
5	2	1:40.798	23.310	50.179	27.309	241.7	8:37.132
6	2	2:32.150	23.272	1:40.582	28.296	240.0	11:09.282
7	2	1:42.563	23.893	50.421	28.249	240.8	12:51.845
8	2	1:42.450	23.805	50.821	27.824	240.0	14:34.295
9	2	1:42.977	23.994	50.345	28.638	240.8	16:17.272
10	2	1:45.051	23.341	52.832	28.878	239.2	18:02.323
11	2	1:43.810	23.710	51.446	28.654	240.8	19:46.133
12	2	1:44.867	23.756	52.829	28.282	238.3	21:31.000
13	2	1:44.236	23.490	52.045	28.701	240.0	23:15.236
14	2	1:50.406 B	23.544	52.461	34.401	238.3	25:05.642
15	1	3:04.245	1:43.750	52.724	27.771		28:09.887
16	1	1:42.063	24.120	50.973	26.970	237.5	29:51.950
17	1	1:40.102	22.990	49.724	27.388	239.2	31:32.052
18	1	1:41.720	22.775	50.695	28.250	240.0	33:13.772
19	1	1:40.934	23.163	49.464	28.307	239.2	34:54.706
20	1	1:41.547	24.135	49.914	27.498	238.3	36:36.253
21	1	1:39.651	22.751	49.499	27.401	240.0	38:15.904
22	1	1:40.829	23.396	50.159	27.274	240.8	39:56.733
23	1	1:41.570	23.019	50.565	27.986	238.3	41:38.303
24	1	1:41.453	22.951	50.505	27.997	240.8	43:19.756
25	1	1:43.193	23.310	52.630	27.253	239.2	45:02.949
26	1	1:40.453	22.831	50.385	27.237	240.0	46:43.402
27	1	1:40.704	23.499	50.293	26.912	241.7	48:24.106
28	1	1:40.697	22.907	50.521	27.269	240.8	50:04.803
29	1	1:41.842	23.114	50.832	27.896	240.0	51:46.645

66 Vincenzo Sospiri Racing
 1. Jia Tong Liang
 Lamborghini Huracán LP620-2
 EU-Am

1	1	1:43.918	27.818	49.198	26.902		1:43.918
2	1	1:38.603	22.034	49.509	27.060	243.4	3:22.521
3	1	1:39.845	22.932	47.583	29.330	244.3	5:02.366





Am + LC
World Final Valencia
Race 1

Sector Analysis


Personal Best Session Best B Crossing the finish line in pit lane

Lap	D	Time	Sector 1	Sector 2	Sector 3	T. Spd	Elapsed	Lap	D	Time	Sector 1	Sector 2	Sector 3	T. Spd	Elapsed
4	1	1:35.915	22.392	47.312	26.211	241.7	6:38.281	27	1	1:35.600	21.685	48.110	25.805	241.7	45:34.195
5	1	1:35.542	21.659	48.051	25.832	245.2	8:13.823	28	1	1:36.966	21.833	48.711	26.422	243.4	47:11.161
6	1	1:35.050	21.558	47.479	26.013	244.3	9:48.873	29	1	1:35.749	21.791	47.913	26.045	242.6	48:46.910
7	1	1:35.472	21.782	47.762	25.928	244.3	11:24.345	30	1	1:35.282	21.651	47.437	26.194	243.4	50:22.192
8	1	1:37.155	22.010	49.113	26.032	245.2	13:01.500	31	1	1:36.153	22.173	47.857	26.123	244.3	51:58.345
9	1	1:35.006	21.628	47.350	26.028	242.6	14:36.506								
10	1	1:37.158	22.064	49.065	26.029	246.0	16:13.664								
11	1	1:36.317	21.673	48.529	26.115	245.2	17:49.981								
12	1	1:36.501	21.780	48.492	26.229	246.9	19:26.482								
13	1	1:46.273	31.826	47.968	26.479	244.3	21:12.755								
14	1	1:40.096 B	21.698	47.674	30.724	240.8	22:52.851								
15	1	2:57.212	1:44.002	47.567	25.643		25:50.063								
16	1	1:36.050	21.557	48.749	25.744	245.2	27:26.113								
17	1	1:35.307	21.640	47.374	26.293	245.2	29:01.420								
18	1	1:36.235	21.465	48.441	26.329	245.2	30:37.655								
19	1	1:35.029	21.521	47.736	25.772	244.3	32:12.684								
20	1	1:36.367	21.681	48.066	26.620	246.0	33:49.051								
21	1	1:37.007	22.826	47.844	26.337	243.4	35:26.058								
22	1	1:35.829	22.129	47.820	25.880	245.2	37:01.887								
23	1	1:36.418	21.968	48.616	25.834	244.3	38:38.305								
24	1	1:35.621	21.574	48.276	25.771	242.6	40:13.926								
25	1	1:35.380	21.548	47.957	25.875	243.4	41:49.306								
26	1	1:35.830	21.428	47.821	26.581	244.3	43:25.136								
27	1	1:36.795	21.693	48.601	26.501	242.6	45:01.931								
28	1	1:35.025	21.668	47.661	25.696	242.6	46:36.956								
29	1	1:36.597	21.579	48.243	26.775	243.4	48:13.553								
30	1	1:36.616	21.986	48.506	26.124	245.2	49:50.169								
31	1	1:34.262	21.448	47.187	25.627	243.4	51:24.431								

67		Vincenzo Sospiri Racing	Lamborghini Huracán LP620-2												
		1.Amir Krenzia	EU-Am												
Lap	D	Time	Sector 1	Sector 2	Sector 3	T. Spd	Elapsed	Lap	D	Time	Sector 1	Sector 2	Sector 3	T. Spd	Elapsed
1	1	1:43.257	27.771	48.862	26.624		1:43.257	21	1	1:37.845	22.308	49.227	26.310	240.8	16:12.575
2	1	1:37.791	21.677	49.443	26.671	244.3	3:21.048	22	1	1:36.830	22.310	47.800	26.720	243.4	17:49.405
3	1	1:36.942	22.098	48.432	26.412	241.7	4:57.990	23	1	1:36.767	22.073	48.433	26.261	242.6	19:26.172
4	1	1:35.854	21.701	48.139	26.014	240.8	6:33.844	24	1	1:52.206 B	29.630	49.879	32.697	242.6	21:18.378
5	1	1:35.920	21.789	48.139	25.992	242.6	8:09.764	25	1	3:29.084	2:15.052	47.978	26.054		24:47.462
6	1	1:35.415	21.785	47.878	25.752	241.7	9:45.179	26	1	1:35.692	22.049	47.621	26.022	240.8	26:23.154
7	1	1:36.142	21.632	47.964	26.546	242.6	11:21.321	27	1	1:35.795	21.771	48.156	25.868	240.8	27:58.949
8	1	1:35.666	21.762	47.805	26.099	241.7	12:56.987	28	1	1:35.640	21.747	48.063	25.830	241.7	29:34.589
9	1	1:37.743	21.770	48.401	27.572	241.7	14:34.730	29	1	1:37.625	21.935	49.366	26.324	242.6	31:12.214
10	1	1:37.845	22.308	49.227	26.310	240.8	16:12.575	30	1	1:35.599	21.814	47.759	26.026	242.6	32:47.813
11	1	1:36.830	22.310	47.800	26.720	243.4	17:49.405	31	1	1:35.488	21.795	47.688	26.005	242.6	34:23.301
12	1	1:36.767	22.073	48.433	26.261	242.6	19:26.172								
13	1	1:52.206 B	29.630	49.879	32.697	242.6	21:18.378								
14	1	3:29.084	2:15.052	47.978	26.054		24:47.462								
15	1	1:35.692	22.049	47.621	26.022	240.8	26:23.154								
16	1	1:35.795	21.771	48.156	25.868	240.8	27:58.949								
17	1	1:35.640	21.747	48.063	25.830	241.7	29:34.589								
18	1	1:37.625	21.935	49.366	26.324	242.6	31:12.214								
19	1	1:35.599	21.814	47.759	26.026	242.6	32:47.813								
20	1	1:35.488	21.795	47.688	26.005	242.6	34:23.301								
21	1	1:36.860	21.644	48.725	26.491	242.6	36:00.161								
22	1	1:35.617	21.706	48.283	25.628	241.7	37:35.778								
23	1	1:36.298	21.606	48.358	26.334	241.7	39:12.076								
24	1	1:35.617	21.715	47.866	26.036	240.8	40:47.693								
25	1	1:35.431	21.577	47.961	25.893	241.7	42:23.124								
26	1	1:35.471	21.711	47.718	26.042	243.4	43:58.595								

78		Artline Team Georgia	Lamborghini Huracán LP620-2												
		1.Shota Abkhazava	EU-Am												
Lap	D	Time	Sector 1	Sector 2	Sector 3	T. Spd	Elapsed	Lap	D	Time	Sector 1	Sector 2	Sector 3	T. Spd	Elapsed
1	1	1:37.474	24.408	47.122	25.944		1:37.474	21	1	1:35.749	21.791	47.913	26.045	242.6	48:46.910
2	1	1:35.182	21.689	46.838	26.655	240.0	3:12.656	22	1	1:36.966	21.833	48.711	26.422	243.4	47:11.161
3	1	1:34.998	21.877	47.202	25.919	242.6	4:47.654	23	1	1:35.282	21.651	47.437	26.194	243.4	50:22.192
4	1	1:34.767	21.635	47.111	26.021	240.8	6:22.421	24	1	1:36.153	22.173	47.857	26.123	244.3	51:58.345
5	1	1:34.429	21.583	46.703	26.143	240.8	7:56.850								
6	1	1:34.606	21.627	47.145	25.834	241.7	9:31.456								
7	1	1:36.540	21.533	48.220	26.787	240.8	11:07.996								
8	1	1:36.096	22.925	47.221	25.950	240.8	12:44.092								
9	1	1:35.222	21.816	47.209	26.197	241.7	14:19.314								
10	1	1:35.881	21.909	48.206	25.766	241.7	15:55.195								
11	1	1:34.966	21.642	47.373	25.951	241.7	17:30.161								
12	1	1:35.284	21.674	47.496	26.114	241.7	19:05.445								
13	1	1:35.996	21.830	48.036	26.130	240.0	20:41.441								
14	1	1:38.976 B	21.988	47.656	29.332	241.7	22:20.417								
15	1	2:58.633	1:45.258	47.455	25.920		25:19.050								
16	1	1:35.607	22.225	47.626	25.756	239.2	26:54.657								
17	1	1:35.304	21.730	47.511	26.063	240.8	28:29.961								
18	1	1:35.819	21.789	47.855	26.175	240.8	30:05.780								
19	1	1:35.412	21.678	47.464	26.270	240.8	31:41.192								
20	1	1:36.288	21.807	47.686	26.795	240.8	33:17.480								
21	1	1:38.022	22.247	48.946	26.829	241.7	34:55.502								
22	1	1:36.717	22.274	48.021	26.422	240.0	36:32.219								
23	1	1:37.621	22.843	48.015	26.763	240.8	38:09.840								
24	1	1:36.175	22.166	48.066	25.943	243.4	39:46.015								
25	1	1:37.814	22.317	48.736	26.761	240.0	41:23.829								
26	1	1:36.788	22.088	48.172	26.528	241.7	43:00.617								
27	1	1:36.819	21.804	48.671	26.344	241.7	44:37.436								
28	1	1:36.921	22.226	48.298	26.397	240.8	46:14.357								
29	1	1:37.259	22.110	48.818	26.331	240.8	47:51.616								
30	1	1:37.643	22.499	48.688	26.456	240.0	49:29.259								
31	1	1:38.467	22.188	49.482	26.797	240.8	51:07.726								

97		Van der Horst Motorsport	Lamborghini Huracán LP620-2												
		1.William Van Deyzen	EU-LC												
Lap	D	Time	Sector 1	Sector 2	Sector 3	T. Spd	Elapsed	Lap	D	Time	Sector 1	Sector 2	Sector 3	T. Spd	Elapsed
1															



Am + LC World Final Valencia Race 1

Sector Analysis

■ Personal Best
 ■ Session Best
 ■ Crossing the finish line in pit lane


Lap	D	Time	Sector 1	Sector 2	Sector 3	T. Spd	Elapsed	Lap	D	Time	Sector 1	Sector 2	Sector 3	T. Spd	Elapsed
16	1	3:04.522	1:45.829	50.362	28.331		28:11.000	7	1	1:38.069	22.540	48.946	26.583	240.8	11:36.232
17	1	1:40.071	22.978	49.991	27.102	236.7	29:51.071	8	1	1:38.255	22.552	48.801	26.902	240.0	13:14.487
18	1	1:39.729	22.514	50.027	27.188	238.3	31:30.800	9	1	1:37.838	22.422	48.652	26.764	240.0	14:52.325
19	1	1:40.144	22.334	50.229	27.581	237.5	33:10.944	10	1	1:38.953	22.382	49.747	26.824	240.8	16:31.278
20	1	1:39.007	22.486	49.880	26.641	237.5	34:49.951	11	1	1:38.377	22.499	48.963	26.915	240.0	18:09.655
21	1	1:39.073	22.338	49.918	26.817	239.2	36:29.024	12	1	1:39.019	22.398	49.503	27.118	240.0	19:48.674
22	1	1:41.030	22.822	50.009	28.199	239.2	38:10.054	13	1	1:39.758	22.395	50.549	26.814	240.0	21:28.432
23	1	1:40.187	23.047	50.085	27.055	228.0	39:50.241	14	1	1:39.473	22.400	50.069	27.004	238.3	23:07.905
24	1	1:40.085	22.734	50.106	27.245	240.0	41:30.326	15	1	1:44.717 B	22.884	49.636	32.197	237.5	24:52.622
25	1	1:42.310	22.806	51.904	27.600	240.0	43:12.636	16	1	3:03.106	1:46.540	49.602	26.964		27:55.728
26	1	1:39.412	22.596	49.681	27.135	240.0	44:52.048	17	1	1:37.602	22.398	48.587	26.617	238.3	29:33.330
27	1	1:40.389	22.769	50.074	27.546	238.3	46:32.437	18	1	1:39.918	22.367	50.954	26.597	239.2	31:13.248
28	1	1:41.443	23.202	50.689	27.552	232.7	48:13.880	19	1	1:37.723	22.266	48.949	26.508	239.2	32:50.971
29	1	1:41.758	23.119	51.138	27.501	236.7	49:55.638	20	1	1:37.264	22.277	48.603	26.384	239.2	34:28.235
30	1	1:41.578	22.651	50.563	28.364	238.3	51:37.216	21	1	1:39.561	22.269	49.652	27.640	240.0	36:07.796

98		Van der Horst Motorsport		Lamborghini Huracán LP620-2			
		1. Gerard Van der Horst		EU-LC			
1	1	1:51.434	32.073	51.541	27.820	216.5	1:51.434
2	1	1:39.088	22.552	49.686	26.850	239.2	3:30.522
3	1	1:39.571	22.504	49.970	27.097	239.2	5:10.093
4	1	1:38.668	22.461	49.342	26.865	238.3	6:48.761
5	1	1:39.599	22.797	49.812	26.990	238.3	8:28.360
6	1	1:38.651	22.637	48.911	27.103	239.2	10:07.011
7	1	1:38.782	22.461	49.431	26.890	237.5	11:45.793
8	1	1:39.195	22.455	49.754	26.986	237.5	13:24.988
9	1	1:39.079	22.487	49.562	27.030	238.3	15:04.067
10	1	1:40.194	22.512	50.500	27.182	237.5	16:44.261
11	1	1:38.734	22.506	49.228	27.000	236.7	18:22.995
12	1	1:39.120	22.557	49.362	27.201	235.9	20:02.115
13	1	1:44.215 B	22.809	49.975	31.431	236.7	21:46.330
14	1	3:04.967	1:47.563	49.676	27.728		24:51.297
15	1	1:39.794	22.529	49.555	27.710	235.9	26:31.091
16	1	1:39.377	22.541	49.667	27.169	236.7	28:10.468
17	1	1:40.208	23.032	49.858	27.318	237.5	29:50.676
18	1	1:39.498	22.478	49.823	27.197	235.9	31:30.174
19	1	1:40.151	22.344	50.201	27.606	236.7	33:10.325
20	1	1:38.827	22.639	49.201	26.987	238.3	34:49.152
21	1	1:39.522	22.514	49.678	27.330	237.5	36:28.674
22	1	1:40.287	22.609	49.896	27.782	237.5	38:08.961
23	1	1:40.761	23.414	50.166	27.181	231.1	39:49.722
24	1	1:40.139	22.696	49.988	27.455	238.3	41:29.861
25	1	1:40.065	22.739	49.762	27.564	237.5	43:09.926
26	1	1:41.528	23.394	50.938	27.196	238.3	44:51.454
27	1	1:40.296	22.648	50.064	27.584	239.2	46:31.750
28	1	1:41.331	23.379	50.389	27.563	237.5	48:13.081
29	1	1:41.497	23.486	50.719	27.292	237.5	49:54.578
30	1	1:41.436	22.931	50.678	27.827	237.5	51:36.014

103		DXDT Racing		Lamborghini Huracán LP620-2			
		1. Ross Chouest		NA-LC			
1	1	1:46.975	29.589	50.562	26.824	226.5	1:46.975
2	1	1:37.490	22.361	48.798	26.331	240.8	3:24.465
3	1	1:39.492	22.226	49.318	27.948	241.7	5:03.957
4	1	1:38.704	23.034	49.291	26.379	241.7	6:42.661
5	1	1:37.707	22.419	48.872	26.416	242.6	8:20.368
6	1	1:37.795	22.288	48.966	26.541	243.4	9:58.163

109		US RaceTronics		Lamborghini Huracán LP620-2				
		1. Damon Ockey		NA-Am				
1	1	1:41.919	25.769				1:41.919	
2	1	1:36.146		21.500	47.422	27.224	238.3	3:18.065
3	1	1:35.201	21.955	47.460	25.786	238.3	4:53.266	
4	1	1:35.441	21.637	47.478	26.326	240.8	6:28.707	
5	1	1:36.947	21.708	47.798	27.441	240.0	8:05.654	
6	1	1:36.406	22.511	47.591	26.304	236.7	9:42.060	
7	1	1:36.789	21.774	48.905	26.110	242.6	11:18.849	
8	1	1:35.962	21.837	47.998	26.127	240.8	12:54.811	
9	1	1:38.650	21.725	50.296	26.629	237.5	14:33.461	
10	1	1:35.212	21.660	47.531	26.021	239.2	16:08.673	
11	1	1:36.026	21.915	47.703	26.408	239.2	17:44.699	
12	1	1:38.130	23.966	47.924	26.240	236.7	19:22.829	
13	1	1:53.738 B	22.063	47.929	43.746	236.7	21:16.567	
14	1	2:56.767	1:43.353	47.521	25.893		24:13.334	
15	1	1:35.393	21.720	47.583	26.090	239.2	25:48.727	
16	1	1:36.179	21.923	48.207	26.049	239.2	27:24.906	
17	1	1:35.436	21.778	47.723	25.935	240.0	29:00.342	
18	1	1:36.637	21.847	48.724	26.066	239.2	30:36.979	
19	1	1:35.302	21.717	47.418	26.167	238.3	32:12.281	
20	1	1:36.660	21.928	48.044	26.688	240.8	33:48.941	
21	1	1:36.318	22.324	47.806	26.188	242.6	35:25.259	
22	1	1:41.171	24.092	49.338	27.741	240.0	37:06.430	
23	1	1:35.614	21.836	47.439	26.339	237.5	38:42.044	
24	1	1:35.485	21.751	47.581	26.153	239.2	40:17.529	
25	1	1:37.416	21.893	48.102	27.421	240.0	41:54.945	
26	1	1:36.270	21.876	48.205	26.189	236.7	43:31.215	
27	1	1:36.990	21.578	48.894	26.518	242.6	45:08.205	
28	1	1:41.540	21.828	53.070	26.642	240.0	46:49.745	
29	1	1:35.705	21.777	47.964	25.964	239.2	48:25.450	
30	1	1:37.146	22.126	48.742	26.278	245.2	50:02.596	





Am + LC
World Final Valencia
Race 1

Sector Analysis

Personal Best Session Best B Crossing the finish line in pit lane

Lap	D	Time	Sector 1	Sector 2	Sector 3	T. Spd	Elapsed	Lap	D	Time	Sector 1	Sector 2	Sector 3	T. Spd	Elapsed
-----	---	------	----------	----------	----------	--------	---------	-----	---	------	----------	----------	----------	--------	---------


127		Dream Racing Motorsport		Lamborghini Huracán LP620-2		NA-LC	
1. Shawn Lawless							
1	1	1:50.810	30.570	52.612	27.628	223.5	1:50.810
2	1	1:39.010	22.707	49.622	26.681	239.2	3:29.820
3	1	1:39.057	22.885	49.449	26.723	239.2	5:08.877
4	1	1:39.468	22.831	49.474	27.163	238.3	6:48.345
5	1	1:39.474	22.778	49.842	26.854	238.3	8:27.819
6	1	1:38.505	22.692	48.843	26.970	236.7	10:06.324
7	1	1:38.792	22.603	49.367	26.822	236.7	11:45.116
8	1	1:39.449	22.447	50.096	26.906	236.7	13:24.565
9	1	1:38.350	22.476	49.172	26.702	235.9	15:02.915
10	1	1:39.552	22.672	50.014	26.866	237.5	16:42.467
11	1	1:38.828	22.615	49.462	26.751	235.9	18:21.295
12	1	1:39.469	22.615	49.503	27.351	236.7	20:00.764
13	1	1:39.213	22.753	49.475	26.985	237.5	21:39.977
14	1	1:39.537	22.834	49.882	26.821	235.9	23:19.514
15	1	1:48.679 B	22.876	49.574	36.229	237.5	25:08.193
16	1	3:06.969	1:50.480	49.615	26.874		28:15.162
17	1	1:39.257	22.522	49.657	27.078	237.5	29:54.419
18	1	1:39.155	22.570	49.807	26.778	238.3	31:33.574
19	1	1:45.595	23.273	50.060	32.262	239.2	33:19.169
20	1	1:40.200	23.619	49.558	27.023	235.9	34:59.369
21	1	1:39.644	22.717	49.975	26.952	238.3	36:39.013
22	1	1:39.186	22.650	49.841	26.695	237.5	38:18.199
23	1	1:41.280	22.811	50.135	28.334	238.3	39:59.479
24	1	1:40.027	22.934	50.344	26.749	240.0	41:39.506
25	1	1:40.488	22.767	50.113	27.608	240.0	43:19.994
26	1	1:43.500	23.835	52.600	27.065	240.0	45:03.494
27	1	1:40.219	22.670	50.439	27.110	240.8	46:43.713
28	1	1:40.821	23.346	50.482	26.993	239.2	48:24.534
29	1	1:40.643	23.394	49.874	27.375	239.2	50:05.177
30	1	1:42.067	22.995	50.895	28.177	239.2	51:47.244

129		Change Racing		Lamborghini Huracán LP620-2		NA-Am	
1. Luis Rodriguez Jr.							
1	1	1:39.244	25.371	47.988	25.885		1:39.244
2	1	1:34.334	21.751	46.956	25.627	241.7	3:13.578
3	1	1:34.554	21.702	46.916	25.936	241.7	4:48.132
4	1	1:34.694	21.560	47.348	25.786	242.6	6:22.826
5	1	1:34.348	21.543	47.074	25.731	242.6	7:57.174
6	1	1:34.596	21.588	47.332	25.676	242.6	9:31.770
7	1	1:36.465	21.597	48.060	26.808	244.3	11:08.235
8	1	1:35.095	22.256	47.138	25.701	244.3	12:43.330
9	1	1:34.865	21.631	47.324	25.910	242.6	14:18.195
10	1	1:35.427	22.123	47.194	26.110	241.7	15:53.622
11	1	1:35.099	21.747	47.482	25.870	240.8	17:28.721
12	1	1:35.125	21.676	47.348	26.101	243.4	19:03.846
13	1	1:35.669	21.838	47.651	26.180	240.0	20:39.515
14	1	1:35.354	21.965	47.292	26.097	242.6	22:14.869
15	1	1:35.852	21.946	47.903	26.003	240.8	23:50.721
16	1	1:38.782 B	21.722	47.440	29.620	242.6	25:29.503
17	1	2:57.851	1:44.214	47.638	25.999		28:27.354
18	1	1:35.108	21.819	47.290	25.999	239.2	30:02.462
19	1	1:34.895	21.709	47.395	25.791	242.6	31:37.357
20	1	2:23.514 B	21.800	48.252	1:13.462	242.6	34:00.871

157		DAC Motorsports		Lamborghini Huracán LP620-2		NA-LC	
1. Jackie Heinricher							
1	1	1:53.733	32.808	53.115	27.810	223.5	1:53.733
2	1	1:41.653	23.966	50.584	27.103	239.2	3:35.386
3	1	1:40.658	22.823	50.988	26.847	239.2	5:16.044
4	1	1:39.974	22.733	50.156	27.085	238.3	6:56.018
5	1	1:40.124	23.051	50.259	26.814	237.5	8:36.142
6	1	1:40.076	22.857	50.057	27.162	238.3	10:16.218
7	1	1:39.832	22.891	49.924	27.017	236.7	11:56.050
8	1	1:41.846	23.999	50.725	27.122	239.2	13:37.896
9	1	1:39.968	22.824	50.394	26.750	238.3	15:17.864
10	1	1:40.681	22.794	50.963	26.924	238.3	16:58.545
11	1	1:40.475	23.266	50.192	27.017	238.3	18:39.020
12	1	1:41.012	22.878	51.289	26.845	238.3	20:20.032
13	1	1:39.911	22.645	50.249	27.017	238.3	21:59.943
14	1	1:40.734	22.656	50.956	27.122	237.5	23:40.677
15	1	1:41.945	22.858	52.164	26.923	235.9	25:22.622
16	1	1:41.899	22.765	51.891	27.243	239.2	27:04.521
17	1	1:45.272 B	23.030	50.569	31.673	238.3	28:49.793
18	1	3:11.054	1:52.431	50.820	27.803		32:00.847
19	1	1:41.725	22.946	50.542	28.237	239.2	33:42.572
20	1	1:39.982	22.602	50.131	27.249	237.5	35:22.554
21	1	1:44.526	22.731	52.934	28.861	238.3	37:07.080
22	1	1:40.466	23.032	50.536	26.898	235.1	38:47.546
23	1	1:40.859	22.681	51.081	27.097	239.2	40:28.405
24	1	1:43.364	25.010	51.214	27.140	237.5	42:11.769
25	1	1:39.910	22.637	50.406	26.867	239.2	43:51.679
26	1	1:39.583	22.621	50.130	26.832	238.3	45:31.262
27	1	1:41.385	22.700	51.475	27.210	239.2	47:12.647
28	1	1:40.768	23.057	50.904	26.807	240.0	48:53.415
29	1	1:39.804	22.580	50.408	26.816	240.0	50:33.219
30	1	1:40.390	22.679	50.578	27.133	239.2	52:13.609

218		Lunaceo		Lamborghini Huracán LP620-2		AS-Am	
1. Andrew Haryanto							
1	1	1:40.384	26.180	48.326	25.878		1:40.384
2	1	1:34.752	21.482	47.232	26.038	242.6	3:15.136
3	1	1:35.881	21.495	48.338	26.048	243.4	4:51.017
4	1	1:36.485	21.794	48.811	25.880	240.8	6:27.502
5	1	1:38.194	21.942	48.479	27.773	242.6	8:05.696
6	1	1:36.122	21.980	47.778	26.364	240.8	9:41.818
7	1	1:36.045	21.749	48.090	26.206	241.7	11:17.863
8	1	1:36.120	21.734	48.254	26.132	241.7	12:53.983
9	1	1:40.270	21.952	51.069	27.249	241.7	14:34.253
10	1	1:37.293	22.288	48.008	26.997	237.5	16:11.546
11	1	1:37.042	21.952	48.259	26.831	240.0	17:48.588
12	1	1:36.395	21.826	48.246	26.323	240.8	19:24.983
13	1	1:37.095	21.785	48.700	26.610	240.8	21:02.078
14	1	1:41.843 B	21.858	48.548	31.437	240.8	22:43.921
15	1	3:00.610	1:45.665	48.771	26.174		25:44.531
16	1	1:35.896	22.025	47.667	26.204	238.3	27:20.427
17	1	1:36.069	21.713	48.210	26.146	238.3	28:56.496
18	1	1:36.844	21.838	48.575	26.431	239.2	30:33.340
19	1	1:37.053	22.074	48.378	26.601	240.8	32:10.393
20	1	1:36.805	21.858	48.177	26.770	240.0	33:47.198
21	1	1:37.010	21.949	48.170	26.891	240.8	35:24.208





Am + LC World Final Valencia Race 1

Sector Analysis

■ Personal Best
 ■ Session Best
 ■ Crossing the finish line in pit lane

Lap	D	Time	Sector 1	Sector 2	Sector 3	T. Spd	Elapsed	Lap	D	Time	Sector 1	Sector 2	Sector 3	T. Spd	Elapsed
22	1	1:36.923	22.062	48.463	26.398	241.7	37:01.131	13	1	1:39.413	22.911	49.611	26.891	239.2	21:26.273
23	1	1:38.217	22.012	49.643	26.562	240.8	38:39.348	14	1	1:37.397	22.082	48.999	26.316	241.7	23:03.670
24	1	1:37.259	21.822	48.906	26.531	242.6	40:16.607	15	1	1:42.464 B	22.005	48.994	31.465	240.8	24:46.134
25	1	1:36.528	21.891	48.389	26.248	242.6	41:53.135	16	1	3:03.358	1:47.006	49.845	26.507		27:49.492
26	1	1:37.021	22.036	48.614	26.371	242.6	43:30.156	17	1	1:37.057	21.889	48.725	26.443	239.2	29:26.549
27	1	1:36.902	21.889	48.471	26.542	241.7	45:07.058	18	1	1:36.955	21.905	48.779	26.271	238.3	31:03.504
28	1	1:36.871	22.114	48.444	26.313	242.6	46:43.929	19	1	1:37.564	21.862	49.393	26.309	241.7	32:41.068
29	1	1:37.682	22.427	48.679	26.576	242.6	48:21.611	20	1	1:38.221	22.491	48.778	26.952	241.7	34:19.289
30	1	1:37.002	21.812	48.490	26.700	241.7	49:58.613	21	1	1:37.888	22.118	48.791	26.979	242.6	35:57.177
31	1	1:38.731	22.257	48.584	27.890	241.7	51:37.344	22	1	1:37.207	21.983	48.656	26.568	240.0	37:34.384

271		Siam Gas Racing Kong		Lamborghini Huracán LP620-2			
		1. Supachai Weeraborwornpong		AS-LC			
1	1	1:49.287	31.050	51.419	26.818	229.5	1:49.287
2	1	1:38.950	22.451	49.608	26.891	239.2	3:28.237
3	1	2:25.635	22.699	1:34.899	28.037	238.3	5:53.872
4	1	1:40.630	22.851	50.426	27.353	235.9	7:34.502
5	1	1:40.489	22.622	50.509	27.358	236.7	9:14.991
6	1	1:40.952	22.750	50.867	27.335	236.7	10:55.943
7	1	1:40.578	22.795	50.611	27.172	236.7	12:36.521
8	1	1:41.249	22.635	50.711	27.903	235.9	14:17.770
9	1	1:43.487	23.234	52.830	27.423	236.7	16:01.257
10	1	1:43.282	23.350	50.826	29.106	237.5	17:44.539
11	1	1:45.117	23.591	53.999	27.527	236.7	19:29.656
12	1	1:48.018 B	23.673	50.727	33.618	236.7	21:17.674
13	1	3:12.013	1:52.024	50.709	29.280		24:29.687
14	1	1:39.989	22.728	50.022	27.239	235.1	26:09.676
15	1	1:41.429	22.797	51.341	27.291	235.1	27:51.105
16	1	1:40.501	22.755	50.265	27.481	235.9	29:31.606
17	1	1:42.412	22.626	51.156	28.630	235.9	31:14.018
18	1	1:41.040	22.776	50.887	27.377	236.7	32:55.058
19	1	1:42.730	23.204	51.481	28.045	236.7	34:37.788
20	1	1:43.058	23.082	51.654	28.322	235.9	36:20.846
21	1	1:41.526	22.720	51.008	27.798	236.7	38:02.372
22	1	1:40.328	22.735	50.228	27.365	235.9	39:42.700
23	1	1:42.099	23.520	50.692	27.887	236.7	41:24.799
24	1	1:40.717	22.869	50.750	27.098	238.3	43:05.516
25	1	1:40.365	22.783	50.459	27.123	237.5	44:45.881
26	1	1:41.209	22.654	50.169	28.386	236.7	46:27.090
27	1	1:42.724	22.889	51.829	28.006	239.2	48:09.814
28	1	1:41.037	23.077	50.077	27.883	238.3	49:50.851
29	1	1:40.969	22.990	50.393	27.586	240.0	51:31.820

272		GDL Racing		Lamborghini Huracán LP620-2			
		1. Sanghwi Yoon		AS-Am			
1	1	1:46.464	29.203	50.745	26.516		1:46.464
2	1	1:37.318	22.527	48.603	26.188	242.6	3:23.782
3	1	1:39.709	22.241	49.251	28.217	243.4	5:03.491
4	1	1:38.805	23.359	48.949	26.497	243.4	6:42.296
5	1	1:37.680	21.955	49.160	26.565	241.7	8:19.976
6	1	1:37.347	22.053	48.974	26.320	242.6	9:57.323
7	1	1:37.874	22.148	49.394	26.332	240.8	11:35.197
8	1	1:38.067	22.312	49.065	26.690	238.3	13:13.264
9	1	1:38.312	22.463	49.086	26.763	240.8	14:51.576
10	1	1:38.584	22.146	49.774	26.664	240.8	16:30.160
11	1	1:38.802	22.454	49.203	27.145	239.2	18:08.962
12	1	1:37.898	22.173	49.059	26.666	240.0	19:46.860

299		TS		Lamborghini Huracán LP620-2			
		1. Vincent Wong		AS-Am			
		2. George Chou					
1	1	1:43.465	27.613	48.602	27.250		1:43.465
2	1	1:35.889	21.855	48.262	25.772	238.3	3:19.354
3	1	1:42.827	21.566	47.370	33.891	244.3	5:02.181
4	1	1:35.602	22.331	47.168	26.103	240.8	6:37.783
5	1	1:38.922	21.595	50.672	26.655	240.8	8:16.705
6	1	1:35.834	21.882	47.811	26.141	241.7	9:52.539
7	1	1:35.827	21.671	48.167	25.989	240.8	11:28.366
8	1	1:35.731	21.732	48.048	25.951	241.7	13:04.097
9	1	1:36.378	21.678	48.265	26.435	242.6	14:40.475
10	1	2:31.769	21.978	1:42.306	27.485	240.8	17:12.244
11	1	1:37.496	22.428	48.931	26.137	240.0	18:49.740
12	1	1:36.798	21.827	48.152	26.819	240.8	20:26.538
13	1	1:39.430 B	21.758	47.510	30.162	239.2	22:05.968
14	2	2:59.214	1:44.361	48.540	26.313		25:05.182
15	2	1:38.466	21.978	49.705	26.783	240.0	26:43.648
16	2	1:37.167	22.200	48.884	26.083	237.5	28:20.815
17	2	1:37.085	21.908	48.888	26.289	241.7	29:57.900
18	2	1:38.067	22.177	49.537	26.353	242.6	31:35.967
19	2	1:41.109	22.147	50.043	28.919	242.6	33:17.076
20	2	1:40.790	22.326	51.192	27.272	239.2	34:57.866
21	2	1:38.878	22.090	49.418	27.370	239.2	36:36.744
22	2	1:39.412	22.654	49.705	27.053	242.6	38:16.156
23	2	1:38.435	22.700	49.009	26.726	241.7	39:54.591
24	2	1:37.497	22.102	48.727	26.668	238.3	41:32.088
25	2	1:38.183	21.985	49.300	26.898	241.7	43:10.271
26	2	1:37.971	22.589	48.929	26.453	243.4	44:48.242
27	2	1:37.808	21.833	48.949	27.026	242.6	46:26.050
28	2	1:39.279	21.882	50.523	26.874	240.0	48:05.329
29	2	1:37.746	22.113	49.175	26.458	240.0	49:43.075
30	2	1:38.348	22.959	48.898	26.491	243.4	51:21.423

