

Am + LC

World Final Valencia


Warm Up

Sector Analysis

■ Personal Best ■ Session Best B Crossing the finish line in pit lane

Lap	D	Time	Sector 1	Sector 2	Sector 3	T. Spd	Elapsed	Lap	D	Time	Sector 1	Sector 2	Sector 3	T. Spd	Elapsed
2 Leipert Motorsport <small>Lamborghini Huracán LP620-2</small>															
1. Ben Gerszkowski <small>EU-Am</small>															
2. Mikko Eskelinen															
1	1	2:21.646	45.709	1:04.536	31.401		2:21.646	8	1	1:41.851 B	21.751	47.605	32.495	243.4	14:46.465
2	1	1:44.412	24.700	52.310	27.402	236.7	4:06.058	9	1	4:27.401	3:13.959	47.713	25.729		19:13.866
3	1	1:37.376	22.490	48.817	26.069	240.8	5:43.434	10	1	1:37.973	21.778	48.516	27.679	245.2	20:51.839
4	1	1:40.066 B	21.997	47.819	30.250	241.7	7:23.500	11	1	1:35.290	21.917	47.530	25.843	243.4	22:27.129
5	1	2:53.335	1:39.707	47.451	26.177		10:16.835	12	1	1:45.095 B	21.599	49.609	33.887	244.3	24:12.224
6	1	1:36.219	21.991	48.297	25.931	240.8	11:53.054	13	1	3:45.806	2:31.716	47.490	26.600		27:58.030
7	1	1:35.596	21.996	47.659	25.941	241.7	13:28.650	14	1	1:34.731	21.651	47.187	25.893	242.6	29:32.761
8	1	1:35.374	21.773	47.780	25.821	241.7	15:04.024								
9	1	1:41.707 B	21.730	48.396	31.581	241.7	16:45.731								
10	1	3:34.726	2:17.714	51.018	25.994		20:20.457								
11	1	1:38.788	21.791	48.654	28.343	243.4	21:59.245								
12	1	1:34.873	21.486	47.730	25.657	243.4	23:34.118								
13	1	1:34.309	21.459	47.197	25.653	244.3	25:08.427								
14	1	1:34.037	21.690	46.882	25.465	244.3	26:42.464								
15	1	1:33.489	21.315	46.651	25.523	241.7	28:15.953								
16	1	1:36.826	21.915	46.752	28.159	244.3	29:52.779								
4 Leipert Motorsport <small>Lamborghini Huracán LP620-2</small>															
1. Nouri Shahin (Fineboy) <small>EU-Am</small>															
1	1	2:40.401	57.767	1:09.298	33.336		2:40.401								
2	1	1:52.693	26.867	54.385	31.441	207.9	4:33.094								
3	1	1:38.187	22.927	49.008	26.252	240.0	6:11.281								
4	1	1:39.077	21.816	48.571	28.690	244.3	7:50.358								
5	1	1:45.889	23.768	54.060	28.061	193.2	9:36.247								
6	1	1:34.990	21.510	47.489	25.991	245.2	11:11.237								
7	1	1:35.106	21.516	47.493	26.097	243.4	12:46.343								
8	1	1:34.536	21.516	47.218	25.802	242.6	14:20.879								
9	1	1:42.038 B	21.551	48.029	32.458	245.2	16:02.917								
10	1	3:09.189	1:50.616	52.761	25.812		19:12.106								
11	1	1:35.338	21.974	47.550	25.814	246.0	20:47.444								
12	1	1:33.845	21.406	46.931	25.508	245.2	22:21.289								
13	1	1:37.733	21.589	49.163	26.981	245.2	23:59.022								
14	1	1:33.999	21.419	46.863	25.717	245.2	25:33.021								
15	1	1:34.465	21.552	46.860	26.053	246.0	27:07.486								
16	1	1:42.525	22.786	53.176	26.563	246.0	28:50.011								
17	1	1:34.463	21.502	46.931	26.030	246.0	30:24.474								
5 GT3 Poland <small>Lamborghini Huracán LP620-2</small>															
1. Teodor Myszowski <small>EU-Am</small>															
2. Andrej Lewandowski															
1	1	2:01.624	35.479	57.070	29.075		2:01.624								
2	1	1:40.769 B	22.776	48.514	29.479	231.1	3:42.393								
3	1	3:33.111	2:18.828	48.397	25.886		7:15.504								
4	1	1:47.834 B	25.183	51.260	31.391	244.3	9:03.338								
25 Dörr Motorsport <small>Lamborghini Huracán LP620-2</small>															
1. Jaap Bartels <small>EU-Am</small>															
1	1	2:41.800	1:00.394	1:08.238	33.168		2:41.800								
2	1	1:54.809	26.847	55.459	32.503	209.8	4:36.609								
3	1	1:48.457	23.937	53.296	31.224	235.9	6:25.066								
4	1	1:36.702	22.168	48.503	26.031	242.6	8:01.768								
5	1	1:51.159	25.495	57.431	28.233	244.3	9:52.927								
6	1	1:34.518	21.716	47.188	25.614	242.6	11:27.445								
7	1	1:37.169	22.042	48.843	26.284	243.4	13:04.614								
28 Toro Loco <small>Lamborghini Huracán LP620-2</small>															
1. Tim Richards <small>EU-LC</small>															
1	1	18:34.532	...	1:04.648	31.483		18:34.532								
2	1	1:58.146	31.826	57.096	29.224	209.2	20:32.678								
3	1	1:44.284	24.198	52.603	27.483	237.5	22:16.962								
4	1	1:49.022	24.536	52.607	31.879	240.8	24:05.984								
5	1	1:40.647	22.871	50.311	27.465	238.3	25:46.631								
6	1	1:40.177	22.977	50.225	26.975	238.3	27:26.808								
33 Bonaldi Motorsport <small>Lamborghini Huracán LP620-2</small>															
1. Mark Ieichen <small>EU-Am</small>															
1	1	2:30.649 B	49.896	1:02.507	38.246		2:30.649								
2	1	4:03.166	2:39.607	54.457	29.102		6:33.815								
3	1	1:40.913	23.906	50.561	26.446	239.2	8:14.728								
4	1	1:36.335	22.561	48.061	25.713	240.0	9:51.063								
5	1	1:35.541	21.778	46.961	26.802	242.6	11:26.604								
6	1	1:36.307	22.217	48.295	25.795	241.7	13:02.911								
7	1	1:34.876	21.949	47.043	25.884	242.6	14:37.787								
8	1	1:34.835	21.745	47.199	25.891	242.6	16:12.622								
9	1	1:43.345 B	22.089	47.821	33.435	241.7	17:55.967								
10	1	3:25.493	2:11.806	47.788	25.899		21:21.460								
11	1	1:52.680	21.765	1:04.339	26.576	242.6	23:14.140								
12	1	1:34.777	21.975	46.995	25.807	241.7	24:48.917								
13	1	1:35.243	21.853	47.267	26.123	242.6	26:24.160								
14	1	1:40.057	22.179		241.7	241.7	28:04.217								
34 Bonaldi Motorsport <small>Lamborghini Huracán LP620-2</small>															
1. Adrian Amstutz <small>EU-Am</small>															
1	1	2:32.914	58.408	1:04.295	30.211		2:32.914								
2	1	1:44.473	24.391	53.539	26.543	225.0	4:17.387								
3	1	1:34.544	22.092	46.594	25.858	240.8	5:51.931								
4	1	1:34.008	21.742	46.663	25.603	242.6	7:25.939								
5	1	1:34.530	21.633	46.888	26.009	243.4	9:00.469								
6	1	1:40.368 B	21.802	47.674	30.892	244.3	10:40.837								
7	1	4:33.025	3:12.910	50.468	29.647		15:13.862								
8	1	1:33.893	21.615	46.838	25.440	242.6	16:47.755								
9	1	1:34.878	21.897	47.381	25.600	244.3	18:22.633								
10	1	1:37.894	21.601	50.121	26.172	245.2	20:00.527								
11	1	1:34.249	21.789	47.109	25.351	245.2	21:34.776								
12	1	1:34.375	21.599	47.186	25.590	245.2	23:09.151								
13	1	1:35.690	22.269	47.811	25.610	243.4	24:44.841								
14	1	1:33.997	21.603	46.740	25.654	246.0	26:18.838								
15	1	1:34.672	21.436	47.425	25.811	246.0	27:53.510								
16	1	1:34.635	21.548	47.381	25.706	245.2	29:28.145								
40 Attempto Racing <small>Lamborghini Huracán LP620-2</small>															
1. Jurgen Krebs <small>EU-Am</small>															
1	1	5:53.133	4:12.409	1:06.464	34.260		5:53.133								






Am + LC
World Final Valencia
Warm Up

Sector Analysis

■ Personal Best ■ Session Best ■ Crossing the finish line in pit lane

Lap	D	Time	Sector 1	Sector 2	Sector 3	T. Spd	Elapsed	Lap	D	Time	Sector 1	Sector 2	Sector 3	T. Spd	Elapsed
50 Attempto Racing <small>Lamborghini Huracán LP620-2</small>															
1. Dirg Parhofer <small>EU-Am</small>															
2. Dimitri Parhofer															
1	1	3:06.941	1:21.919	1:10.235	34.787		3:06.941								
2	1	1:54.403	26.250	56.991	31.162	238.3	5:01.344								
3	1	1:45.424	24.666	53.111	27.647	241.7	6:46.768								
4	1	1:40.496	23.244	50.494	26.758	243.4	8:27.264								
5	1	1:38.197	22.812	49.067	26.318	243.4	10:05.461								
6	1	1:39.162	22.750	49.599	26.813	245.2	11:44.623								
7	1	1:38.010	22.936	48.704	26.370	245.2	13:22.633								
8	1	1:48.992B	23.413	49.502	36.077	242.6	15:11.625								
9	1	3:26.201	2:08.553	50.669	26.979		18:37.826								
10	1	1:41.623	23.449	51.456	26.718	240.8	20:19.449								
11	1	1:37.657	22.010	49.213	26.434	240.8	21:57.106								
12	1	1:38.713	22.344	50.222	26.147	240.8	23:35.819								
13	1	1:37.450	22.448	48.963	26.039	242.6	25:13.269								
14	1	1:40.060	22.220	50.462	27.378	244.3	26:53.329								
15	1	1:40.200	23.194	50.049	26.957	243.4	28:33.529								
16	1	1:38.406	22.183	49.764	26.459	240.8	30:11.935								
78 Artline Team Georgia <small>Lamborghini Huracán LP620-2</small>															
1. Shota Abkhazava <small>EU-Am</small>															
1	1	2:31.116	1:02.688	59.072	29.356		2:31.116								
2	1	1:40.678	23.454	50.235	26.989	237.5	4:11.794								
3	1	1:40.183	22.544	49.429	28.210	241.7	5:51.977								
4	1	1:47.282B	24.112	47.549	35.621	186.4	7:39.259								
5	1	4:31.887	3:17.543	48.229	26.115		12:11.146								
6	1	1:34.269	21.529	46.545	26.195	241.7	13:45.415								
7	1	1:56.442B	22.477	58.162	35.803	242.6	15:41.857								
8	1	5:34.071	4:21.398	47.037	25.636		21:15.928								
9	1	1:33.689	21.365	46.746	25.578	243.4	22:49.617								
10	1	1:38.930	22.527	49.856	26.547	242.6	24:28.547								
11	1	1:33.717	21.372	46.629	25.716	242.6	26:02.264								
12	1	1:34.227	21.507	46.883	25.837	243.4	27:36.491								
13	1	1:43.804B	23.693	48.364	31.747	242.6	29:20.295								
97 Van der Horst Motorsport <small>Lamborghini Huracán LP620-2</small>															
1. William Van Deyzen <small>EU-LC</small>															
1	1	2:56.081	1:09.101	1:10.928	36.052		2:56.081								
2	1	2:03.805	29.457	1:02.634	31.714	201.2	4:59.886								
3	1	1:56.757	25.521	59.910	31.326	236.7	6:56.643								
4	1	1:52.429	25.593	56.312	30.524	238.3	8:49.072								
5	1	2:17.504B	28.927	1:04.678	43.899	237.5	11:06.576								
6	1	3:09.136	1:46.495	53.364	29.277		14:15.712								
7	1	1:44.183	23.710	52.324	28.149	240.8	15:59.895								
8	1	1:42.429	23.554	51.186	27.689	239.2	17:42.324								
9	1	1:42.502	23.137	51.418	27.947	239.2	19:24.826								
10	1	1:47.023	23.749	54.160	29.114	239.2	21:11.849								
11	1	1:44.276	23.109	52.814	28.353	240.0	22:56.125								
12	1	1:40.869	22.819	50.569	27.481	238.3	24:36.994								
13	1	1:39.559	22.611	49.887	27.061	240.0	26:16.553								
98 Van der Horst Motorsport <small>Lamborghini Huracán LP620-2</small>															
1. Gerard Van der Horst <small>EU-LC</small>															
1	1	2:54.526	1:06.083	1:11.839	36.604		2:54.526								
2	1	2:03.816	30.047	1:02.503	31.266	186.9	4:58.342								
3	1	1:57.320	26.111	1:00.188	31.021	228.8	6:55.662								
4	1	1:52.472	25.625	56.563	30.284	231.1	8:48.134								
5	1	2:16.873B	28.899	1:04.346	43.628	229.5	11:05.007								
6	1	3:00.701	1:42.423	51.315	26.963		14:05.708								
7	1	1:39.146	22.731	49.539	26.876	237.5	15:44.854								
8	1	1:40.351	22.630	49.528	28.193	238.3	17:25.205								
9	1	1:40.711	22.743	51.126	26.842	239.2	19:05.916								
10	1	1:51.287B	22.837	52.351	36.099	240.0	20:57.203								
11	1	3:03.138	1:43.258	52.292	27.588		24:00.341								
12	1	1:38.763	22.913	48.788	27.062	240.0	25:39.104								
13	1	1:37.539	22.219	48.660	26.660	240.0	27:16.643								
103 DXDT Racing <small>Lamborghini Huracán LP620-2</small>															
1. Ross Chouest <small>NA-LC</small>															
1	1	2:42.449	1:03.520	1:05.946	32.983		2:42.449								
2	1	1:48.295	25.325	54.613	28.357	236.7	4:30.744								
3	1	1:39.517	23.044	50.130	26.343	239.2	6:10.261								
4	1	1:37.357	22.133	48.805	26.419	240.8	7:47.618								
5	1	1:37.001	22.386	48.372	26.243	239.2	9:24.619								
63 Driving-Evolution By Autovitesse <small>Lamborghini Huracán LP620-2</small>															
1. Franck Metzger <small>EU-LC</small>															
2. Carlos Sarrea															
1	1	2:44.587	1:02.382	1:08.815	33.390		2:44.587								
2	1	1:50.771	25.961	55.025	29.785	236.7	4:35.358								
3	1	1:44.834	24.472	52.603	27.759	239.2	6:20.192								
4	1	1:41.031	23.278	50.849	26.904	240.0	8:01.223								
5	1	1:39.863	23.391	49.510	26.962	240.8	9:41.086								
6	1	1:43.250	23.230	52.496	27.524	242.6	11:24.336								
7	1	1:51.105B	23.546	52.857	34.702	240.0	13:15.441								
8	1	3:26.096	2:04.641	53.499	27.956		16:41.537								
9	1	1:39.375	22.964	49.610	26.801	241.7	18:20.912								
10	1	1:41.520	23.088	50.761	27.671	240.8	20:02.432								
11	1	1:39.947	22.773	49.497	27.677	240.0	21:42.379								
12	1	1:41.680	23.151	50.925	27.604	240.8	23:24.059								
13	1	1:40.948	23.256	49.961	27.731	241.7	25:05.007								
14	1	1:59.530B	25.270	57.804	36.456	240.8	27:04.537								
15	1	3:02.255B					30:06.792								
67 Vincenzo Sospiri Racing <small>Lamborghini Huracán LP620-2</small>															
1. Amir Krenzia <small>EU-Am</small>															
1	1	7:13.057	5:43.723	57.489	31.845		7:13.057								
2	1	1:37.909	23.017	48.817	26.075	238.3	8:50.966								
3	1	1:35.739	22.011	48.069	25.659	242.6	10:26.705								
4	1	1:34.270	21.300	47.298	25.732	242.6	12:00.975								





Am + LC
World Final Valencia
Warm Up

Sector Analysis

■ Personal Best ■ Session Best B Crossing the finish line in pit lane

Lap	D	Time	Sector 1	Sector 2	Sector 3	T. Spd	Elapsed	Lap	D	Time	Sector 1	Sector 2	Sector 3	T. Spd	Elapsed
6	1	1:37.240	22.670	48.294	26.276	240.8	11:01.859	3	1	4:33.517	3:05.246	57.007	31.264		9:23.727
7	1	1:36.916	22.305	48.072	26.539	239.2	12:38.775	4	1	1:54.397 B	25.577	55.776	33.044	204.8	11:18.124
8	1	1:44.329 B	22.185	48.807	33.337	240.8	14:23.104	5	1	2:56.532	1:43.799	46.981	25.752		14:14.656
9	1	3:22.529	2:07.667	48.435	26.427		17:45.633	6	1	1:34.487	21.750	46.950	25.787	242.6	15:49.143
10	1	1:39.428	22.226	49.311	27.891	239.2	19:25.061	7	1	1:35.328	21.501	47.221	26.606	242.6	17:24.471
11	1	1:37.656	22.566	48.899	26.191	241.7	21:02.717	8	1	1:34.798	21.634	47.182	25.982	241.7	18:59.269
12	1	1:36.555	22.085	48.210	26.260	242.6	22:39.272	9	1	1:34.747	21.487	47.205	26.055	242.6	20:34.016
13	1	1:36.818	22.247	48.412	26.159	240.8	24:16.090	10	1	1:39.608 B	22.002	47.451	30.155	241.7	22:13.624
14	1	1:37.116	22.139	48.714	26.263	241.7	25:53.206	11	1	6:10.590	4:57.743	47.069	25.778		28:24.214
15	1	1:36.655	22.104	48.185	26.366	241.7	27:29.861	12	1	1:34.744	21.283	47.148	26.313	240.8	29:58.958
16	1	1:38.754	22.151	48.893	27.710	240.8	29:08.615	13	1	1:34.219	21.232	47.302	25.685	242.6	31:33.177
17	1	1:38.675	22.707	49.517	26.451	233.4	30:47.290								

109 US RaceTronics
1. Damon Ockey
Lamborghini Huracán LP620-2
NA-Am

1	1	2:45.911	1:04.316	1:08.071	33.524		2:45.911
2	1	1:48.232	27.821	52.447	27.964	228.8	4:34.143
3	1	1:38.313	22.496	49.901	25.916	238.3	6:12.456
4	1	1:36.205	21.525	48.110	26.570	241.7	7:48.661
5	1	1:42.850	23.767	52.708	26.375	240.0	9:31.511
6	1	1:35.099	21.858	47.341	25.900	239.2	11:06.610
7	1	1:34.722	21.838	47.009	25.875	238.3	12:41.332
8	1	1:35.568	21.830	47.832	25.906	235.9	14:16.900
9	1	1:34.952	21.846	47.237	25.869	244.3	15:51.852
10	1	1:34.144	21.517	46.910	25.717	240.0	17:25.996
11	1	1:37.016	22.505	48.783	25.728	244.3	19:03.012
12	1	1:34.629	21.689	47.244	25.696	241.7	20:37.641
13	1	1:35.687	21.639	48.101	25.947	240.8	22:13.328
14	1	1:35.374	21.850	47.841	25.683	239.2	23:48.702
15	1	1:34.305	21.544	46.822	25.939	238.3	25:23.007
16	1	1:42.693	22.017	51.392	29.284	241.7	27:05.700
17	1	1:48.087 B	21.754	51.928	34.405	240.8	28:53.787

127 Dream Racing Motorsport
1. Shawn Lawless
Lamborghini Huracán LP620-2
NA-LC

1	1	2:57.486	1:15.934	1:06.330	35.222		2:57.486
2	1	2:04.189	29.219	1:02.410	32.560	187.9	5:01.675
3	1	1:48.660	25.676	54.174	28.810	215.1	6:50.335
4	1	1:42.939	23.807	51.230	27.902	238.3	8:33.274
5	1	1:41.911	23.278	51.223	27.410	236.7	10:15.185
6	1	1:41.884	23.104	51.643	27.137	237.5	11:57.069
7	1	1:41.221	23.214	50.687	27.320	239.2	13:38.290
8	1	1:50.339 B	23.384	51.434	35.521	238.3	15:28.629
9	1	4:01.342	2:43.983	50.529	26.830		19:29.971
10	1	1:41.411	22.827	50.303	28.281	240.0	21:11.382
11	1	1:40.045	22.543	50.528	26.974	239.2	22:51.427
12	1	1:41.055	22.687	51.695	26.673	240.0	24:32.482
13	1	1:40.320	22.650	50.212	27.458	239.2	26:12.802
14	1	1:38.951	22.888	49.143	26.920	240.0	27:51.753
15	1	1:39.361	22.526	50.038	26.797	240.8	29:31.114
16	1	1:43.780	22.303	54.710	26.767	240.0	31:14.894

129 Change Racing
1. Luis Rodriguez Jr.
Lamborghini Huracán LP620-2
NA-Am

1	1	2:49.562	1:13.706	1:03.276	32.580		2:49.562
2	1	2:00.648 B	27.321	55.335	37.992	194.3	4:50.210

157 DAC Motorsports
1. Jackie Heinricher
Lamborghini Huracán LP620-2
NA-LC

1	1	2:58.189	1:12.145	1:08.574	37.470		2:58.189
2	1	2:10.598 B	31.444	1:00.273	38.881	179.1	5:08.787
3	1	2:43.312	1:19.685	53.691	29.936		7:52.099
4	1	1:47.547	24.447	54.647	28.453	209.8	9:39.646
5	1	1:48.092	24.307	54.978	28.807	237.5	11:27.738
6	1	1:43.358	24.111	51.786	27.461	224.3	13:11.096
7	1	1:41.313	22.913	51.261	27.139	238.3	14:52.409
8	1	1:42.845	23.371	51.716	27.758	238.3	16:35.254
9	1	1:43.511	23.914	52.520	27.077	238.3	18:18.765
10	1	1:45.468	23.190	52.106	30.172	239.2	20:04.233
11	1	1:43.654	23.707	52.067	27.880	232.7	21:47.887
12	1	1:41.237	23.316	50.806	27.115	239.2	23:29.124
13	1	1:41.259	23.173	50.519	27.567	240.8	25:10.383
14	1	1:42.690	22.853	52.353	27.484	240.0	26:53.073
15	1	1:42.356	24.090	51.539	26.727	239.2	28:35.429
16	1	1:41.404	22.735	50.832	27.837	239.2	30:16.833


218 Lunacea
1. Andrew Haryanto
Lamborghini Huracán LP620-2
AS-Am

1	1	2:12.859	38.379	1:02.251	32.229		2:12.859
2	1	1:46.643	24.643	54.014	27.986	237.5	3:59.502
3	1	1:38.521	22.452	49.466	26.603	239.2	5:38.023
4	1	1:38.480	22.727	48.577	27.176	241.7	7:16.503
5	1	1:36.835	22.194	48.732	25.909	243.4	8:53.338
6	1	1:36.736	22.609	48.029	26.098	242.6	10:30.074
7	1	1:36.409	21.657	48.729	26.023	242.6	12:06.483
8	1	1:35.384	21.686	47.789	25.909	243.4	13:41.867
9	1	1:36.361	21.783	48.294	26.284	244.3	15:18.228
10	1	1:44.243 B	21.647	47.896	34.700	242.6	17:02.471

271 Siam Gas Racing Kong
1. Supachai Weeraborwornpong
Lamborghini Huracán LP620-2
AS-LC

1	1	2:31.205	43.670	1:11.708	35.827		2:31.205
2	1	1:57.512	27.542	58.965	31.005	203.0	4:28.717
3	1	1:59.635	24.500	1:03.863	31.272	226.5	6:28.352
4	1	1:51.970	25.086	57.682	29.202	225.7	8:20.322
5	1	1:42.195	22.896	51.854	27.445	238.3	10:02.517
6	1	1:39.869	22.662	50.377	26.830	239.2	11:42.386
7	1	1:39.744	22.517	50.219	27.008	239.2	13:22.130
8	1	1:54.582 B	25.580	52.849	36.153	239.2	15:16.712
9	1	3:18.150	1:57.916	52.068	28.166		18:34.862
10	1	1:47.697	25.971	55.144	26.582	206.6	20:22.559





Am + LC
World Final Valencia
Warm Up

Sector Analysis

■ Personal Best ■ Session Best **B** Crossing the finish line in pit lane

Lap	D	Time	Sector 1	Sector 2	Sector 3	T. Spd	Elapsed	Lap	D	Time	Sector 1	Sector 2	Sector 3	T. Spd	Elapsed
11	1	1:37.427	21.979	48.506	26.942	239.2	21:59.986								
12	1	1:37.270	22.355	48.531	26.384	241.7	23:37.256								
13	1	1:36.908	21.996	48.620	26.292	241.7	25:14.164								
14	1	1:41.354	21.996	50.543	28.815	240.0	26:55.518								
15	1	1:42.274	25.169	50.428	26.677	209.2	28:37.792								
16	1	1:37.622	21.836	49.398	26.388	240.8	30:15.414								

272		GDL Racing		Lamborghini Huracán LP620-2		
		1. Sanghwi Yoon		AS-Am		
1	1	2:24.366	50.934	1:02.193	31.239	2:24.366
2	1	1:42.429	23.436	51.252	27.741	4:06.795
3	1	1:39.925	22.774	50.243	26.908	5:46.720
4	1	1:36.465	21.957	48.375	26.133	7:23.185
5	1	1:36.943	21.800	48.646	26.497	9:00.128
6	1	1:43.400 B	21.618	50.236	31.546	10:43.528
7	1	3:55.020	2:39.385	49.379	26.256	14:38.548
8	1	1:37.277	21.775	48.695	26.807	16:15.825
9	1	1:36.041	21.484	48.299	26.258	17:51.866
10	1	5:26.880 B	22.509	4:32.313	32.058	23:18.746
11	1	2:36.619	1:22.022	48.663	25.934	25:55.365
12	1	1:36.662	21.632	48.842	26.188	27:32.027
13	1	1:36.652	21.629	48.586	26.437	29:08.679
14	1	1:37.036	21.909	48.797	26.330	30:45.715

